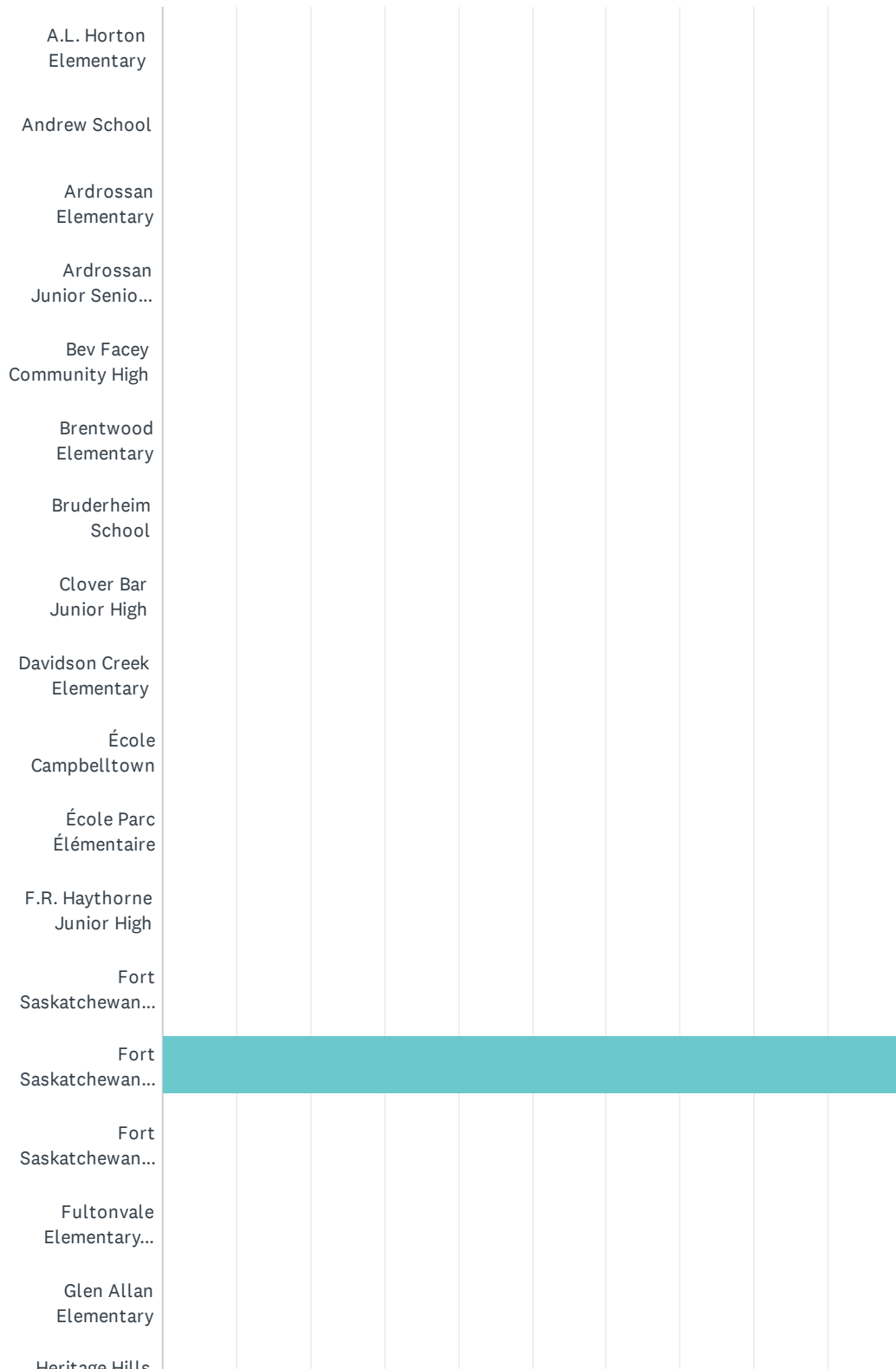


Q1 What school does your child currently attend? If you have more than one child attending an EIPS school or a child who attends classes at more than one school, complete this survey for each one.

Answered: 37 Skipped: 0



2022-23 EIPS Annual Feedback Survey: Parents and Caregivers

Heritage Hills Elementary									
James Mowat Elementary									
Lakeland Ridge									
Lamont Elementary									
Lamont High									
Mills Haven Elementary									
Mundare School									
Next Step/Outreach									
Pine Street Elementary									
Rudolph Hennig Junior High									
Salisbury Composite High									
Sherwood Heights Juni...									
SouthPointe School									
Strathcona Christian...									
Strathcona Christian...									
Uncas Elementary									
Vegreville Composite High									
Wes Hosford Elementary									
Westboro Elementary									
Win Ferguson Elementary									
Woodbridge Farms...									

2022-23 EIPS Annual Feedback Survey: Parents and Caregivers

0% 10% 20% 30% 40% 50% 60% 70% 80% 90% 100%

2022-23 EIPS Annual Feedback Survey: Parents and Caregivers

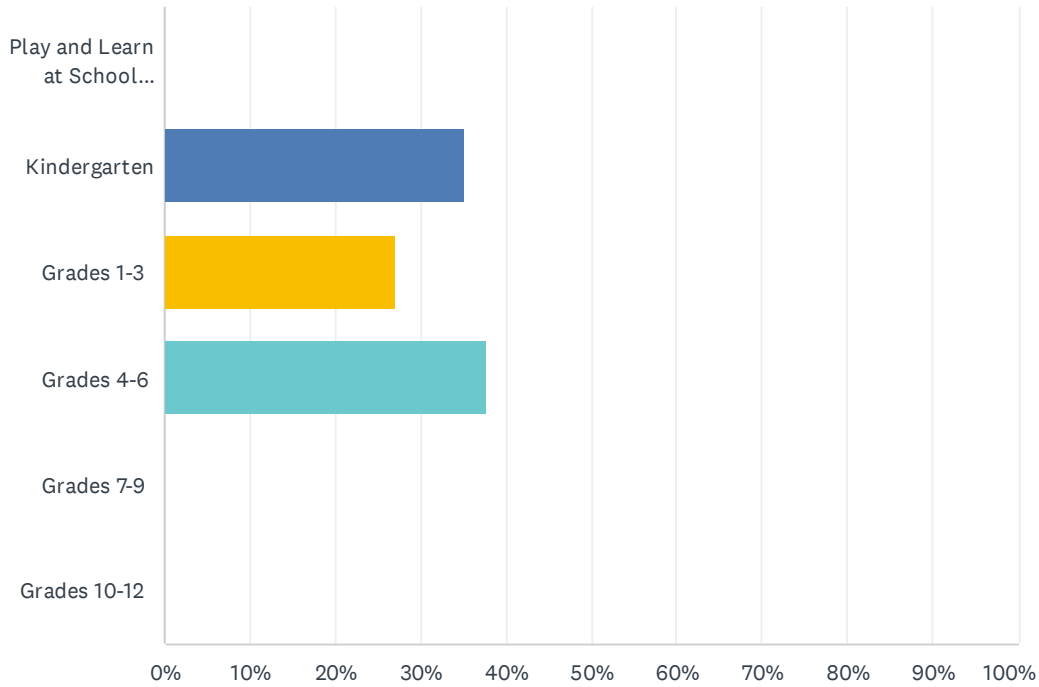
ANSWER CHOICES	RESPONSES	
A.L. Horton Elementary	0.00%	0
Andrew School	0.00%	0
Ardrossan Elementary	0.00%	0
Ardrossan Junior Senior High	0.00%	0
Bev Facey Community High	0.00%	0
Brentwood Elementary	0.00%	0
Bruderheim School	0.00%	0
Clover Bar Junior High	0.00%	0
Davidson Creek Elementary	0.00%	0
École Campbelltown	0.00%	0
École Parc Élémentaire	0.00%	0
F.R. Haythorne Junior High	0.00%	0
Fort Saskatchewan Christian	0.00%	0
Fort Saskatchewan Elementary	100.00%	37
Fort Saskatchewan High	0.00%	0
Fultonvale Elementary Junior High	0.00%	0
Glen Allan Elementary	0.00%	0
Heritage Hills Elementary	0.00%	0
James Mowat Elementary	0.00%	0
Lakeland Ridge	0.00%	0
Lamont Elementary	0.00%	0
Lamont High	0.00%	0
Mills Haven Elementary	0.00%	0
Mundare School	0.00%	0
Next Step/Outreach	0.00%	0
Pine Street Elementary	0.00%	0
Rudolph Hennig Junior High	0.00%	0
Salisbury Composite High	0.00%	0
Sherwood Heights Junior High	0.00%	0
SouthPointe School	0.00%	0
Strathcona Christian Academy Elementary	0.00%	0
Strathcona Christian Academy Secondary	0.00%	0

2022-23 EIPS Annual Feedback Survey: Parents and Caregivers

Uncas Elementary	0.00%	0
Vegreville Composite High	0.00%	0
Wes Hosford Elementary	0.00%	0
Westboro Elementary	0.00%	0
Win Ferguson Elementary	0.00%	0
Woodbridge Farms Elementary	0.00%	0
TOTAL		37

Q2 What grade is your child currently in?

Answered: 37 Skipped: 0



ANSWER CHOICES	RESPONSES	
Play and Learn at School (PALS)	0.00%	0
Kindergarten	35.14%	13
Grades 1-3	27.03%	10
Grades 4-6	37.84%	14
Grades 7-9	0.00%	0
Grades 10-12	0.00%	0
TOTAL		37

Q3 As a result of being in the Play and Learn at School (PALS) program, my child's demonstrating growth in their development.

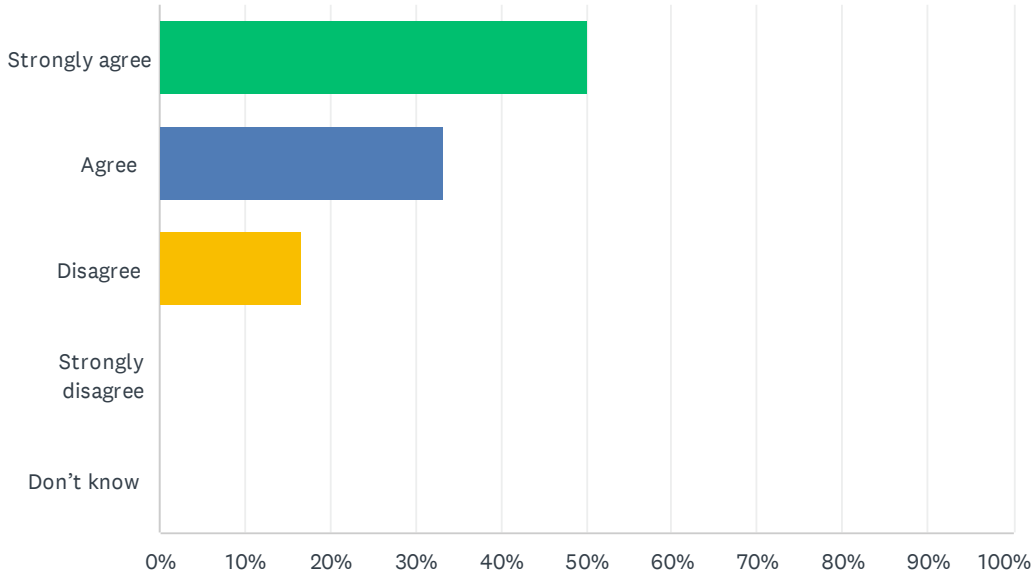
Answered: 0 Skipped: 37

 No matching responses.

ANSWER CHOICES	RESPONSES
Strongly agree	0.00% 0
Agree	0.00% 0
Disagree	0.00% 0
Strongly disagree	0.00% 0
Don't know	0.00% 0
TOTAL	0

Q4 As a result of being in the kindergarten program, my child's becoming ready to enter Grade 1.

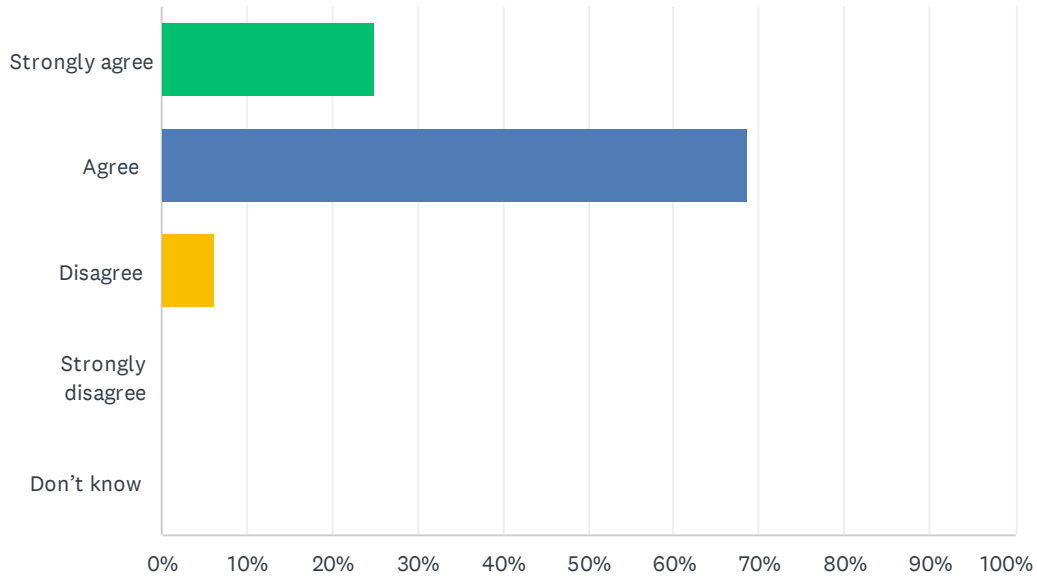
Answered: 12 Skipped: 25



ANSWER CHOICES	RESPONSES	
Strongly agree	50.00%	6
Agree	33.33%	4
Disagree	16.67%	2
Strongly disagree	0.00%	0
Don't know	0.00%	0
TOTAL		12

Q5 My child's individual needs are met.

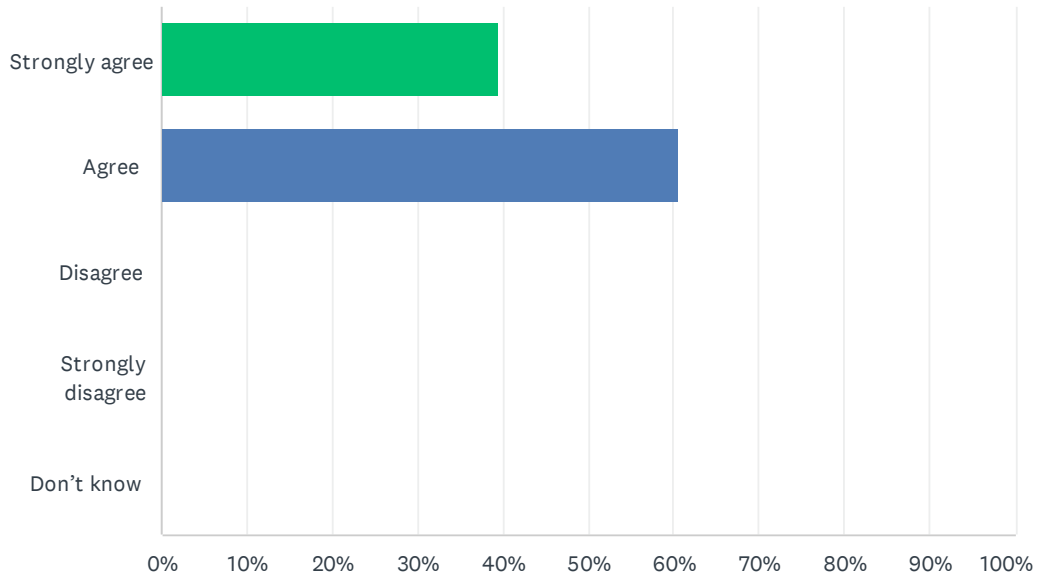
Answered: 32 Skipped: 5



ANSWER CHOICES	RESPONSES	
Strongly agree	25.00%	8
Agree	68.75%	22
Disagree	6.25%	2
Strongly disagree	0.00%	0
Don't know	0.00%	0
TOTAL		32

Q6 My child's encouraged to do their best.

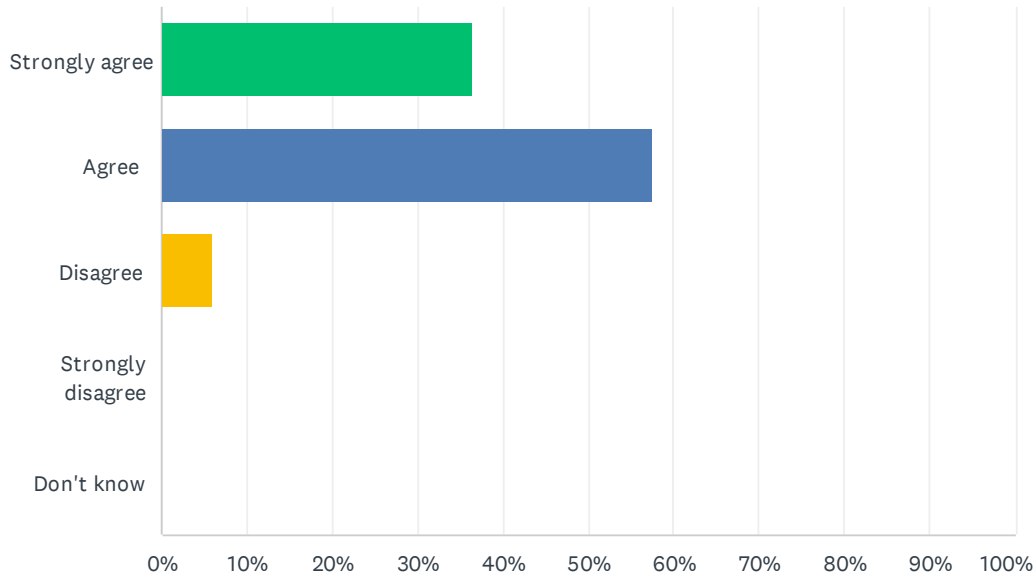
Answered: 33 Skipped: 4



ANSWER CHOICES	RESPONSES	
Strongly agree	39.39%	13
Agree	60.61%	20
Disagree	0.00%	0
Strongly disagree	0.00%	0
Don't know	0.00%	0
TOTAL		33

Q7 My child's demonstrating growth in literacy.

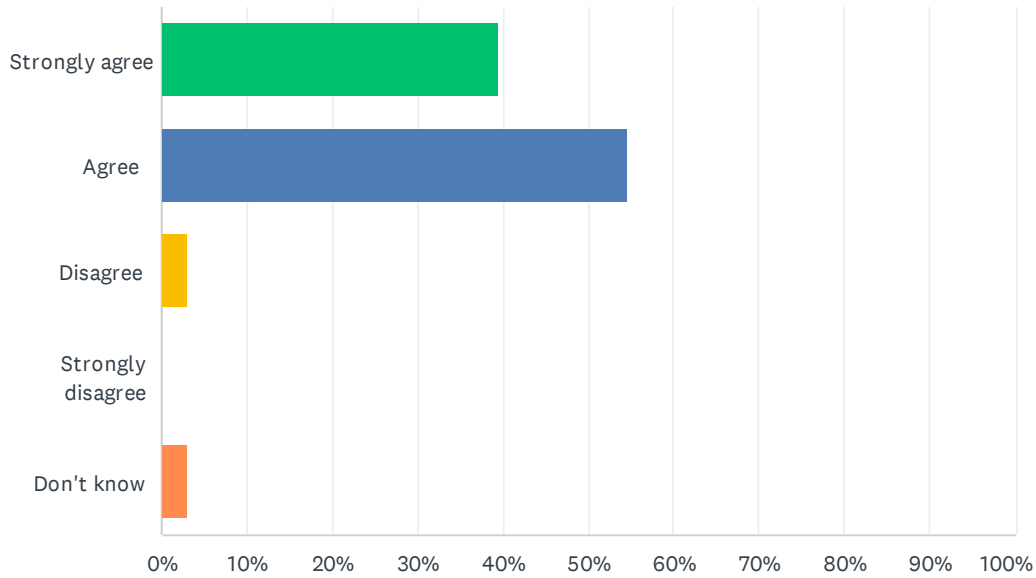
Answered: 33 Skipped: 4



ANSWER CHOICES	RESPONSES	
Strongly agree	36.36%	12
Agree	57.58%	19
Disagree	6.06%	2
Strongly disagree	0.00%	0
Don't know	0.00%	0
TOTAL		33

Q8 My child's demonstrating growth in numeracy.

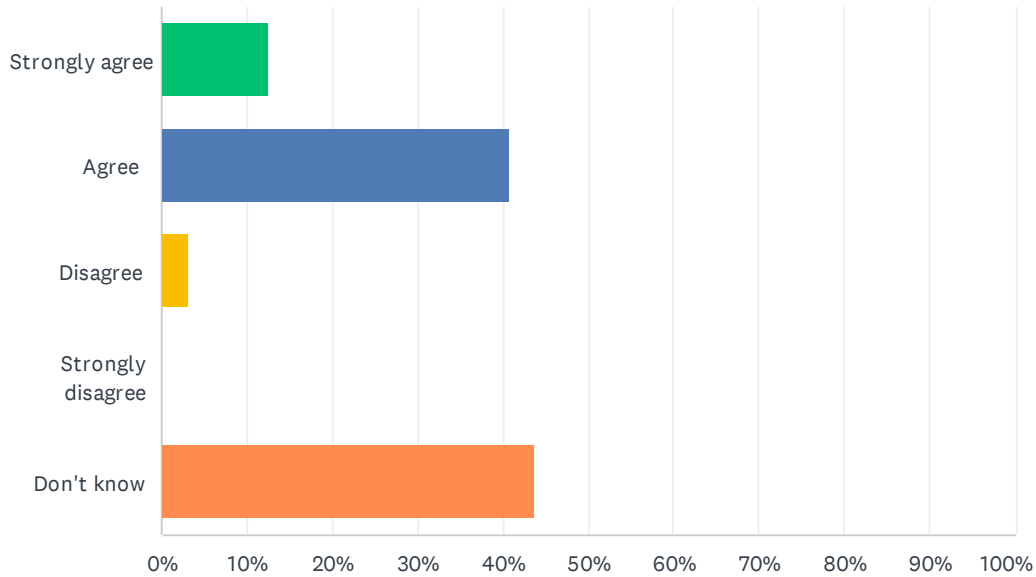
Answered: 33 Skipped: 4



ANSWER CHOICES	RESPONSES	
Strongly agree	39.39%	13
Agree	54.55%	18
Disagree	3.03%	1
Strongly disagree	0.00%	0
Don't know	3.03%	1
TOTAL		33

Q9 My child has an understanding of First Nations, Métis and Inuit culture and history.

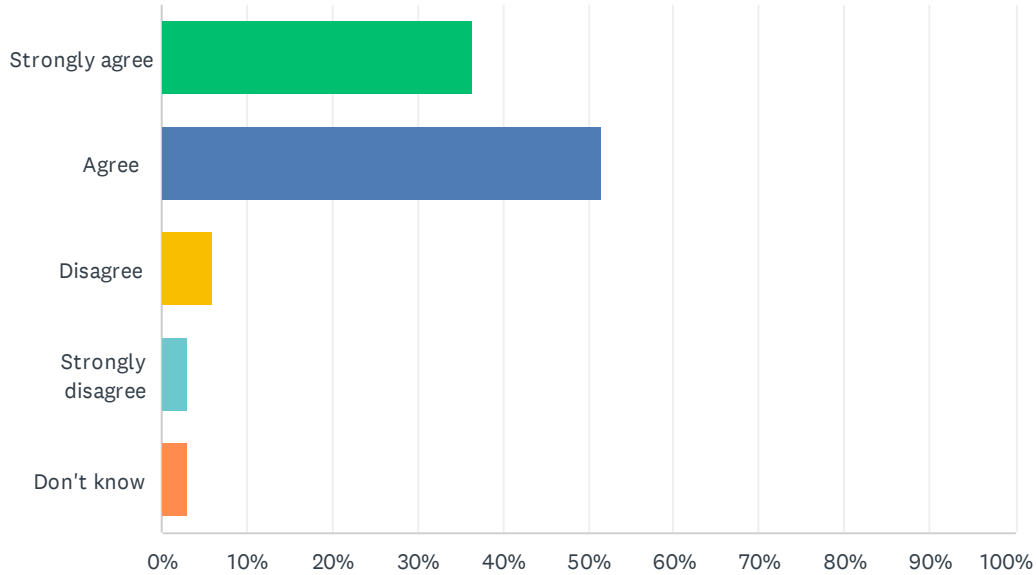
Answered: 32 Skipped: 5



ANSWER CHOICES	RESPONSES	
Strongly agree	12.50%	4
Agree	40.63%	13
Disagree	3.13%	1
Strongly disagree	0.00%	0
Don't know	43.75%	14
TOTAL		32

Q10 My child's learning the knowledge, skills and attitudes necessary to be successful in life.

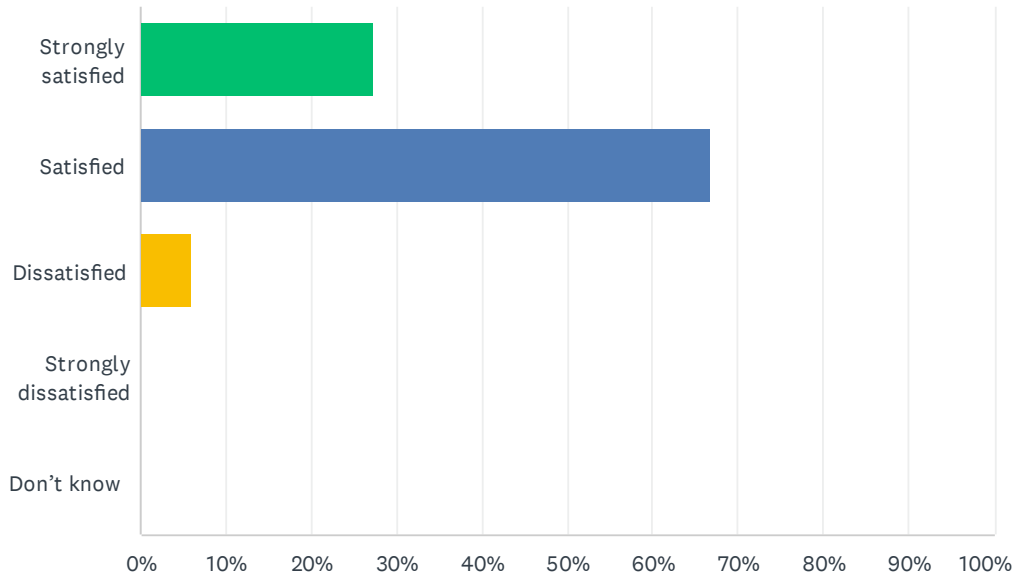
Answered: 33 Skipped: 4



ANSWER CHOICES	RESPONSES	
Strongly agree	36.36%	12
Agree	51.52%	17
Disagree	6.06%	2
Strongly disagree	3.03%	1
Don't know	3.03%	1
TOTAL		33

Q11 How satisfied are you with the quality of education your child's receiving at school?

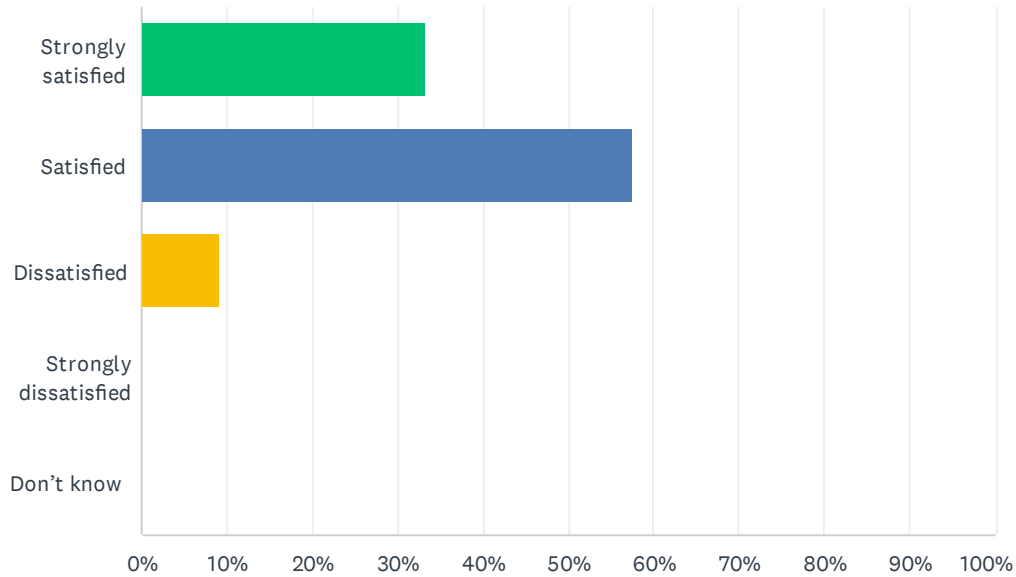
Answered: 33 Skipped: 4



ANSWER CHOICES	RESPONSES	
Strongly satisfied	27.27%	9
Satisfied	66.67%	22
Dissatisfied	6.06%	2
Strongly dissatisfied	0.00%	0
Don't know	0.00%	0
TOTAL		33

Q12 How satisfied are you with the quality of teaching at your child's school?

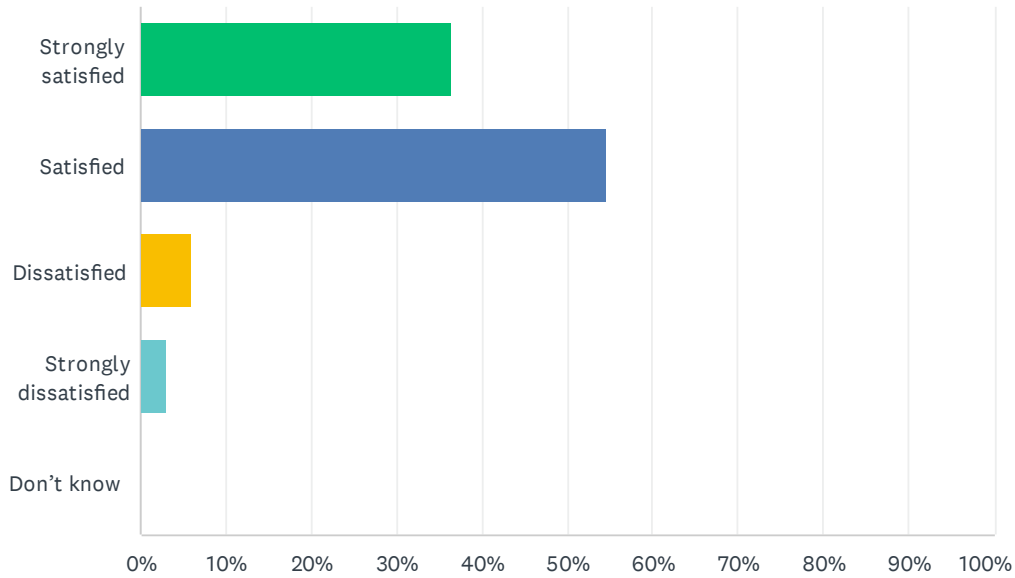
Answered: 33 Skipped: 4



ANSWER CHOICES	RESPONSES	
Strongly satisfied	33.33%	11
Satisfied	57.58%	19
Dissatisfied	9.09%	3
Strongly dissatisfied	0.00%	0
Don't know	0.00%	0
TOTAL		33

Q13 How satisfied are you with the leadership at your child's school?

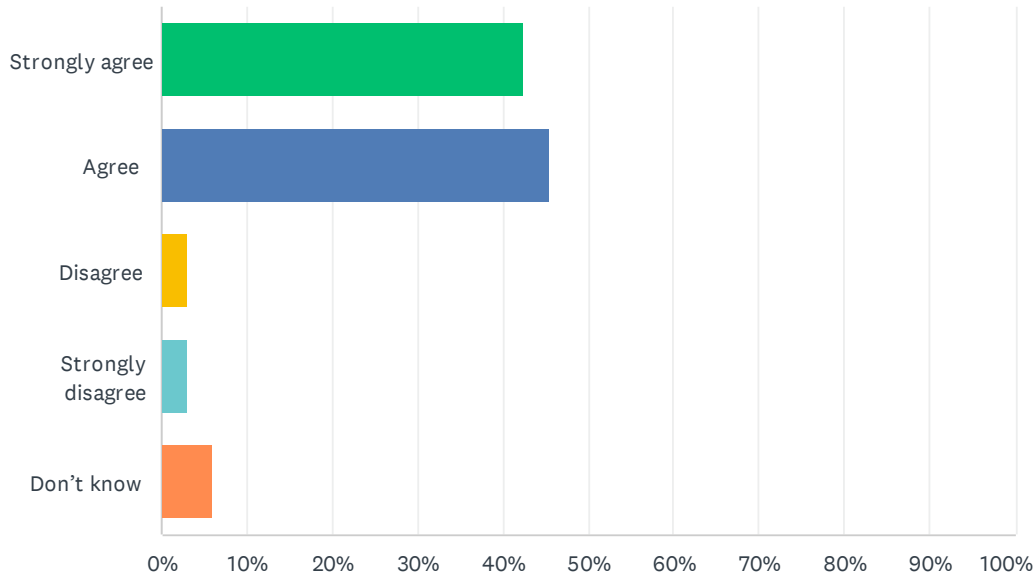
Answered: 33 Skipped: 4



ANSWER CHOICES	RESPONSES	
Strongly satisfied	36.36%	12
Satisfied	54.55%	18
Dissatisfied	6.06%	2
Strongly dissatisfied	3.03%	1
Don't know	0.00%	0
TOTAL		33

Q14 My child’s school encourages my child to be a responsible, respectful and engaged citizen.

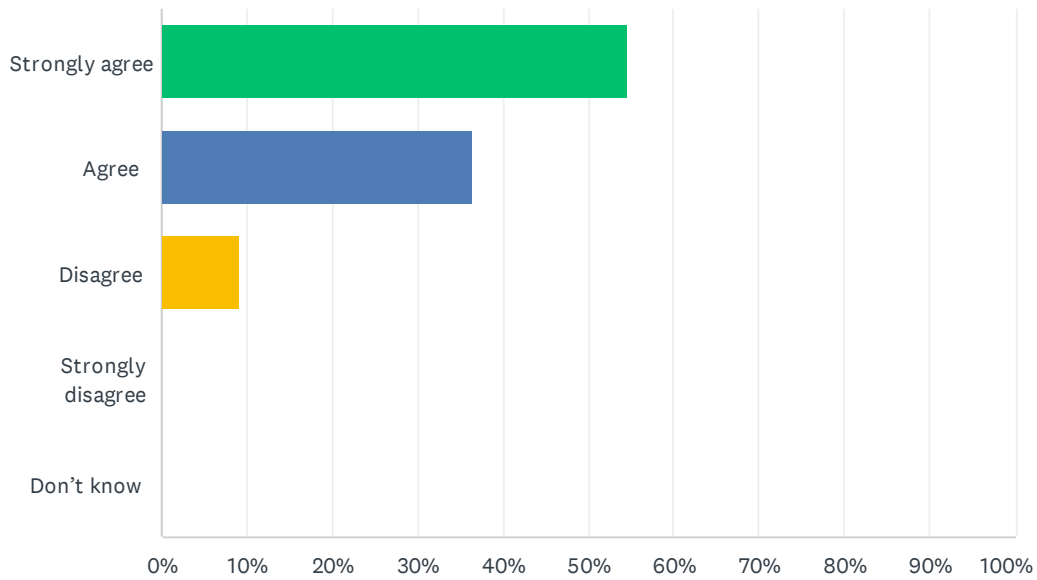
Answered: 33 Skipped: 4



ANSWER CHOICES	RESPONSES	
Strongly agree	42.42%	14
Agree	45.45%	15
Disagree	3.03%	1
Strongly disagree	3.03%	1
Don't know	6.06%	2
TOTAL		33

Q15 School staff care about my child.

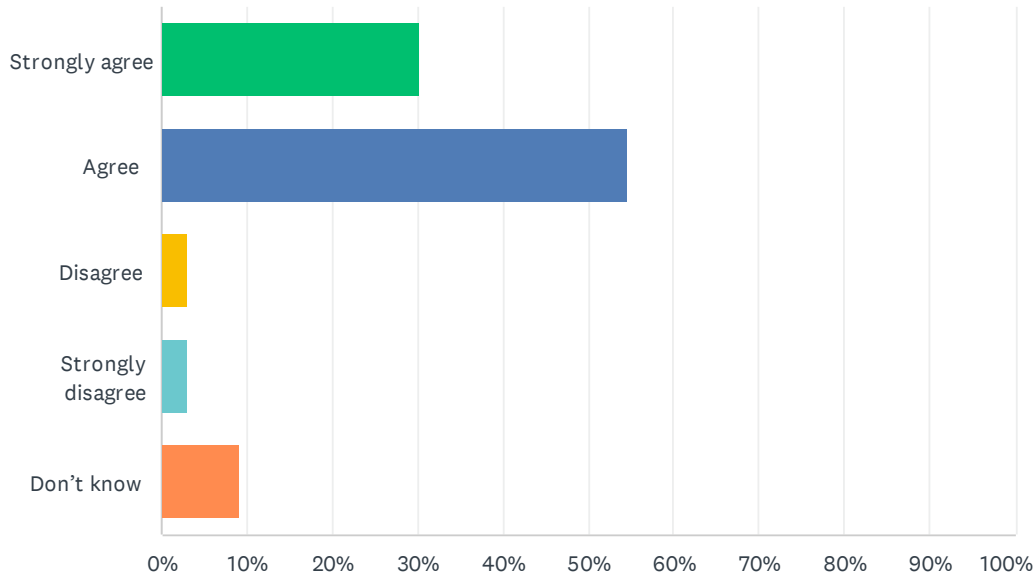
Answered: 33 Skipped: 4



ANSWER CHOICES	RESPONSES	
Strongly agree	54.55%	18
Agree	36.36%	12
Disagree	9.09%	3
Strongly disagree	0.00%	0
Don't know	0.00%	0
TOTAL		33

Q16 My child's school handles discipline fairly and reasonably.

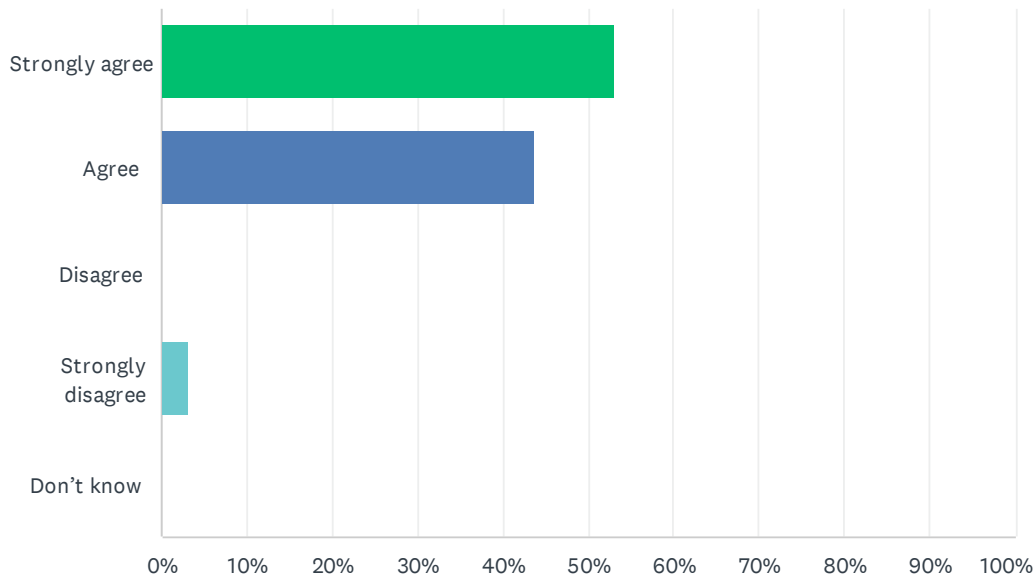
Answered: 33 Skipped: 4



ANSWER CHOICES	RESPONSES	
Strongly agree	30.30%	10
Agree	54.55%	18
Disagree	3.03%	1
Strongly disagree	3.03%	1
Don't know	9.09%	3
TOTAL		33

Q17 My child's school is safe.

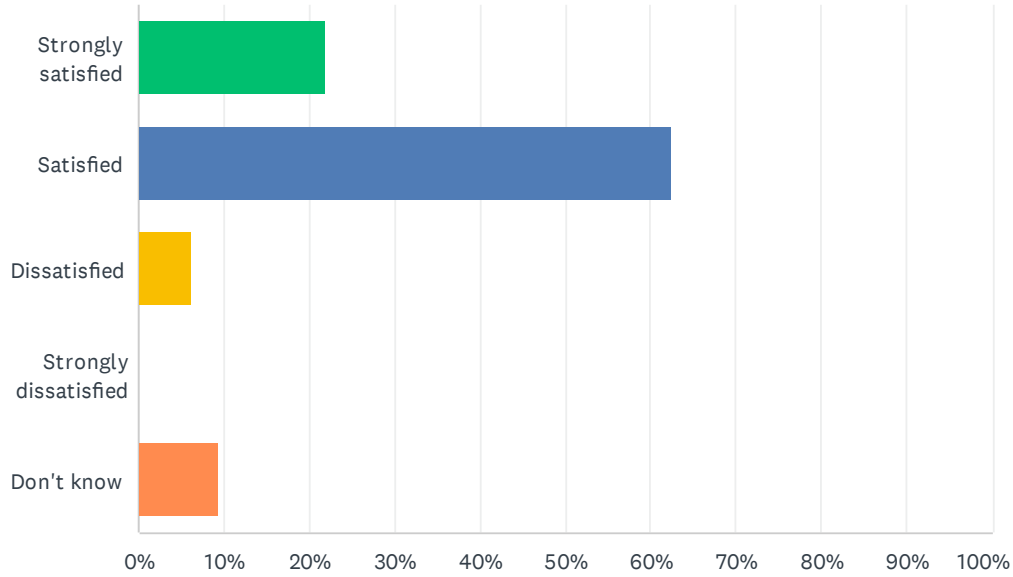
Answered: 32 Skipped: 5



ANSWER CHOICES	RESPONSES	
Strongly agree	53.13%	17
Agree	43.75%	14
Disagree	0.00%	0
Strongly disagree	3.13%	1
Don't know	0.00%	0
TOTAL		32

Q18 How satisfied are you with the resources available to support your child's learning?

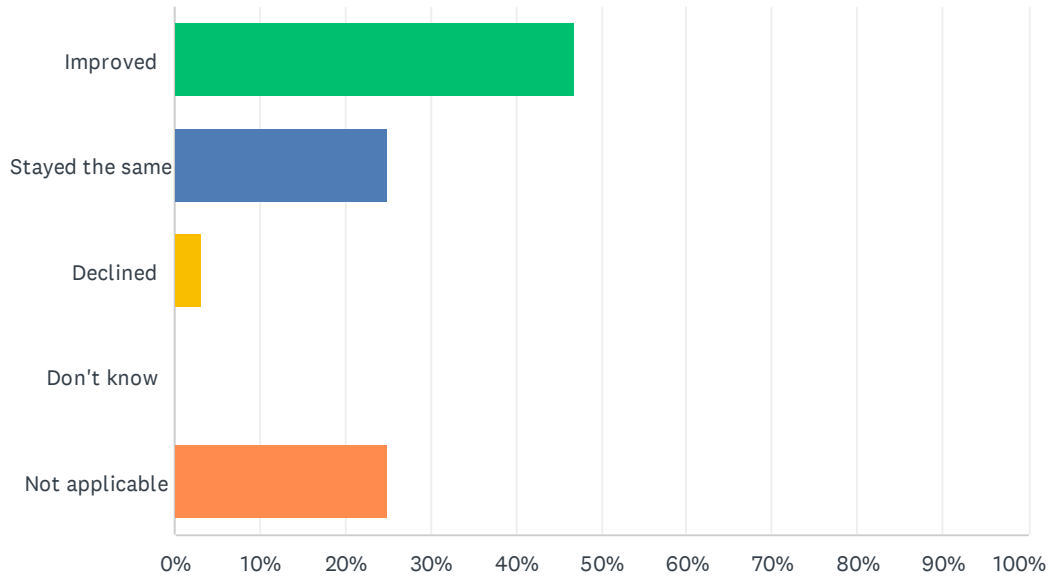
Answered: 32 Skipped: 5



ANSWER CHOICES	RESPONSES	
Strongly satisfied	21.88%	7
Satisfied	62.50%	20
Dissatisfied	6.25%	2
Strongly dissatisfied	0.00%	0
Don't know	9.38%	3
TOTAL		32

Q19 In your opinion, has the quality of education your child's experienced improved, stayed the same or declined in the past three years?

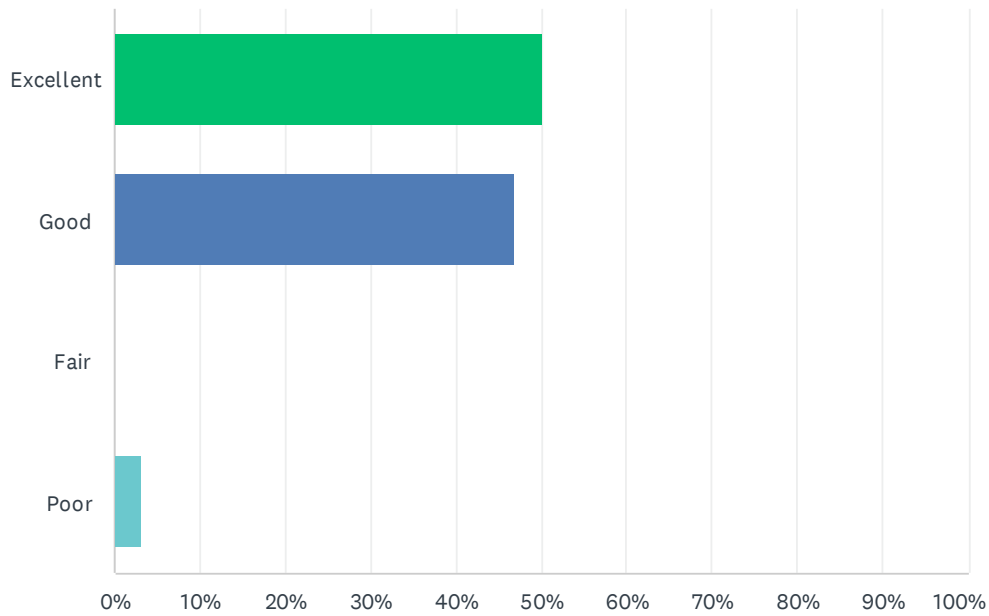
Answered: 32 Skipped: 5



ANSWER CHOICES	RESPONSES	
Improved	46.88%	15
Stayed the same	25.00%	8
Declined	3.13%	1
Don't know	0.00%	0
Not applicable	25.00%	8
TOTAL		32

Q20 How do you rate the physical condition of your child's school?

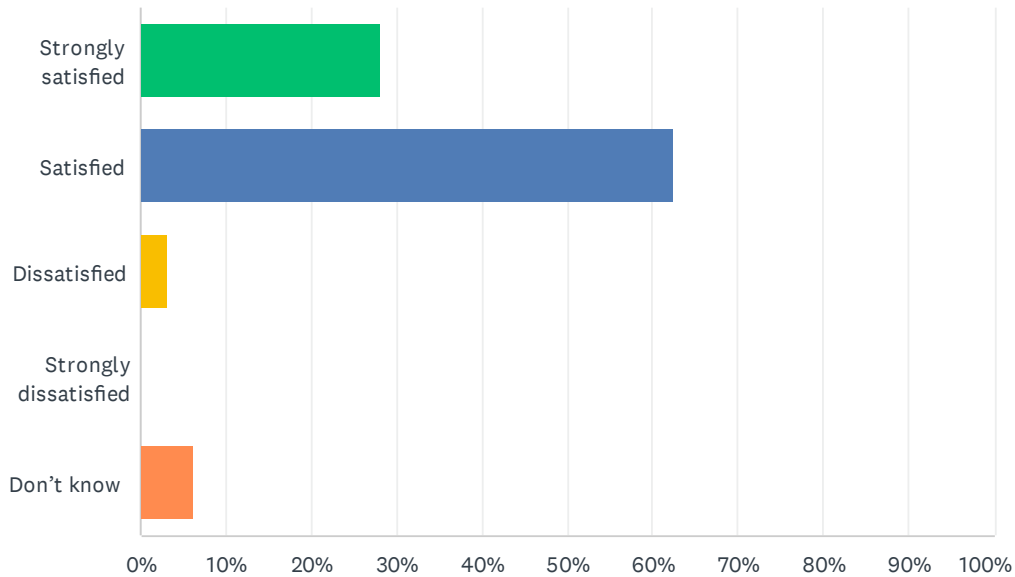
Answered: 32 Skipped: 5



ANSWER CHOICES	RESPONSES	
Excellent	50.00%	16
Good	46.88%	15
Fair	0.00%	0
Poor	3.13%	1
TOTAL		32

Q21 How satisfied are you with the opportunities provided to be involved in your child's education? Refer to the EIPS Parent Engagement overview for examples of involvement and engagement opportunities that help support student success.

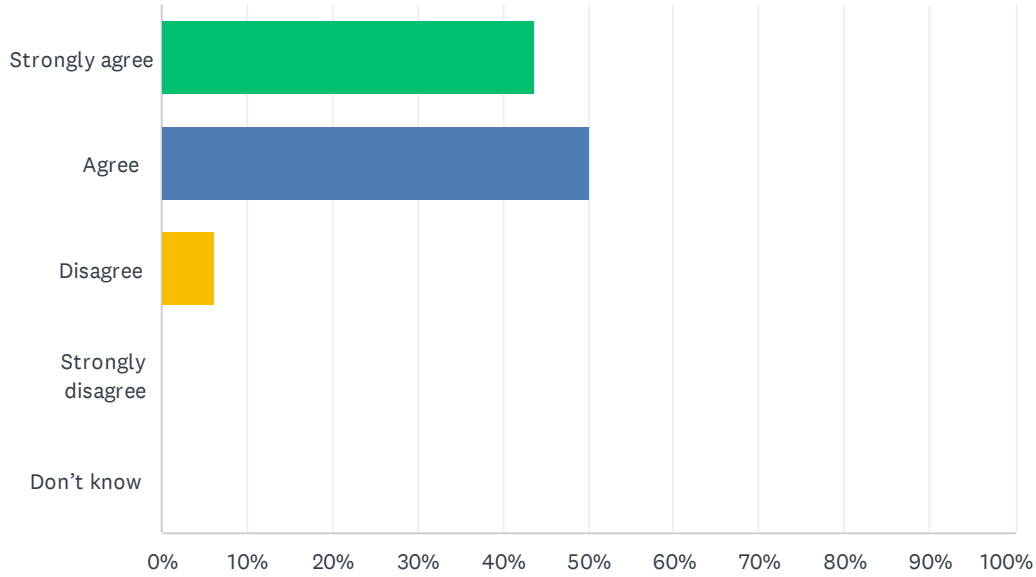
Answered: 32 Skipped: 5



ANSWER CHOICES	RESPONSES	
Strongly satisfied	28.13%	9
Satisfied	62.50%	20
Dissatisfied	3.13%	1
Strongly dissatisfied	0.00%	0
Don't know	6.25%	2
TOTAL		32

Q22 The school keeps me informed about my child's progress and achievement.

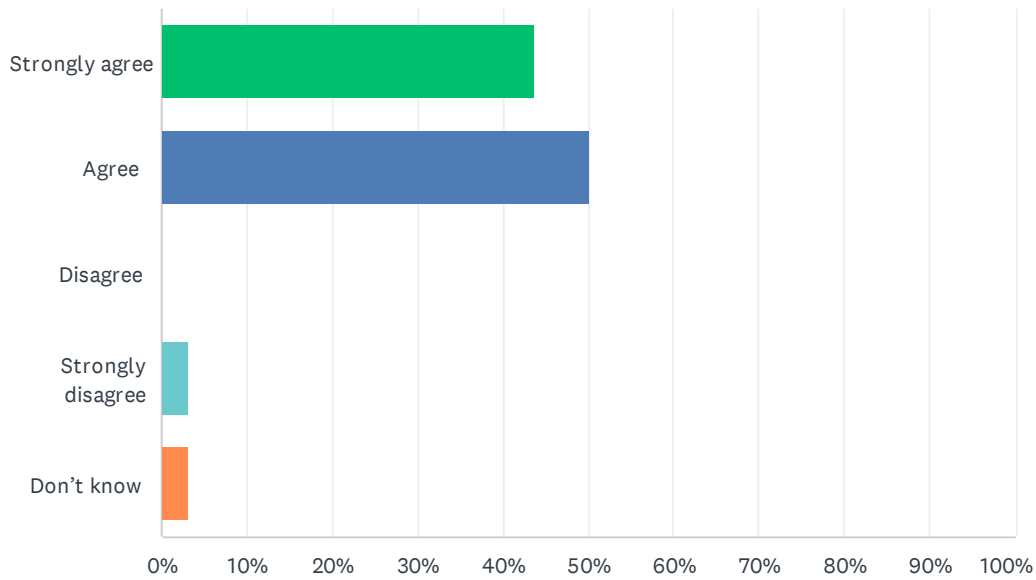
Answered: 32 Skipped: 5



ANSWER CHOICES	RESPONSES	
Strongly agree	43.75%	14
Agree	50.00%	16
Disagree	6.25%	2
Strongly disagree	0.00%	0
Don't know	0.00%	0
TOTAL		32

Q23 There is open and honest communication within my child's school.

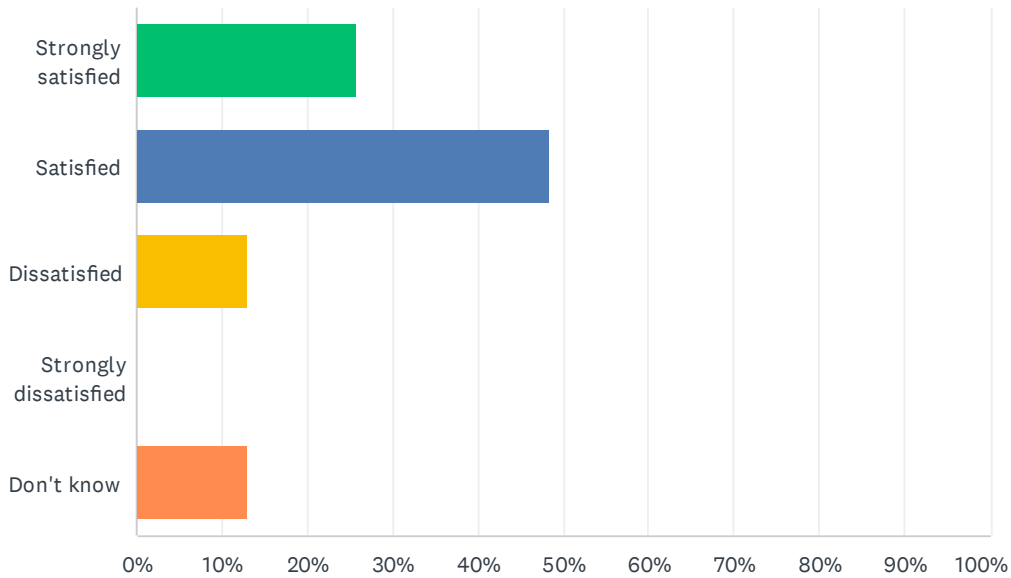
Answered: 32 Skipped: 5



ANSWER CHOICES	RESPONSES	
Strongly agree	43.75%	14
Agree	50.00%	16
Disagree	0.00%	0
Strongly disagree	3.13%	1
Don't know	3.13%	1
TOTAL		32

Q24 How satisfied are you with the Division’s commitment to engaging stakeholders—including parents and caregivers—about matters that affect decision-making and public education?

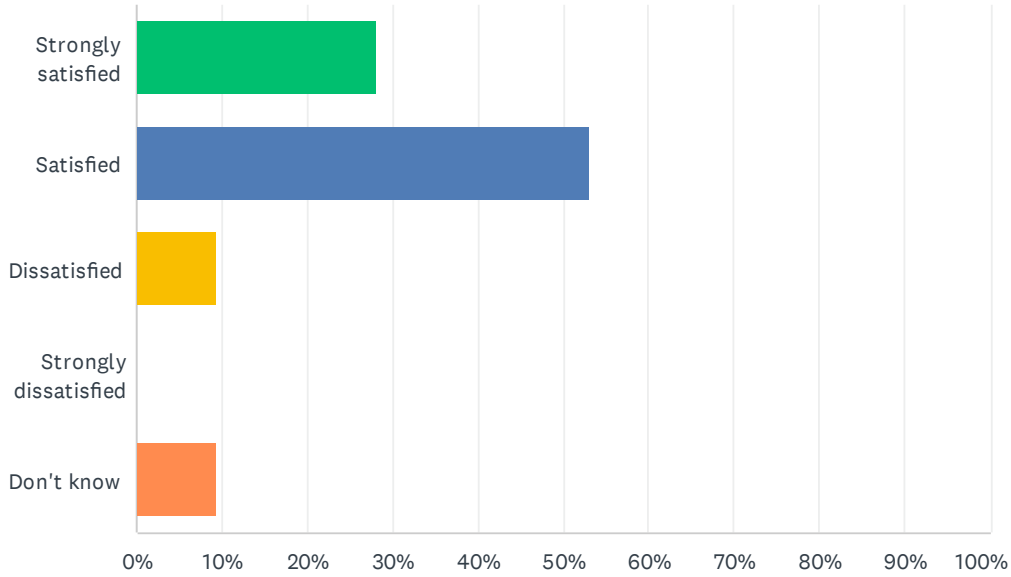
Answered: 31 Skipped: 6



ANSWER CHOICES	RESPONSES
Strongly satisfied	25.81% 8
Satisfied	48.39% 15
Dissatisfied	12.90% 4
Strongly dissatisfied	0.00% 0
Don't know	12.90% 4
TOTAL	31

Q25 How satisfied are you with the Division’s commitment to advocating for public education?

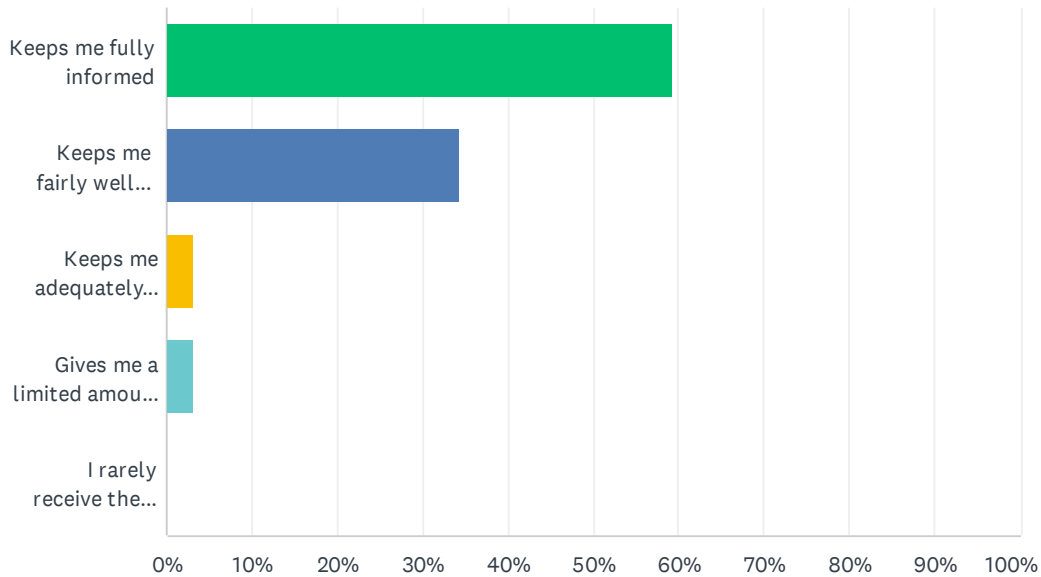
Answered: 32 Skipped: 5



ANSWER CHOICES	RESPONSES	
Strongly satisfied	28.13%	9
Satisfied	53.13%	17
Dissatisfied	9.38%	3
Strongly dissatisfied	0.00%	0
Don't know	9.38%	3
TOTAL		32

Q26 Elk Island Public Schools appreciates the opportunity to stay connected with parents about news, activities, programs and other matters of importance. What is your impression of the communication you receive from your child's school?

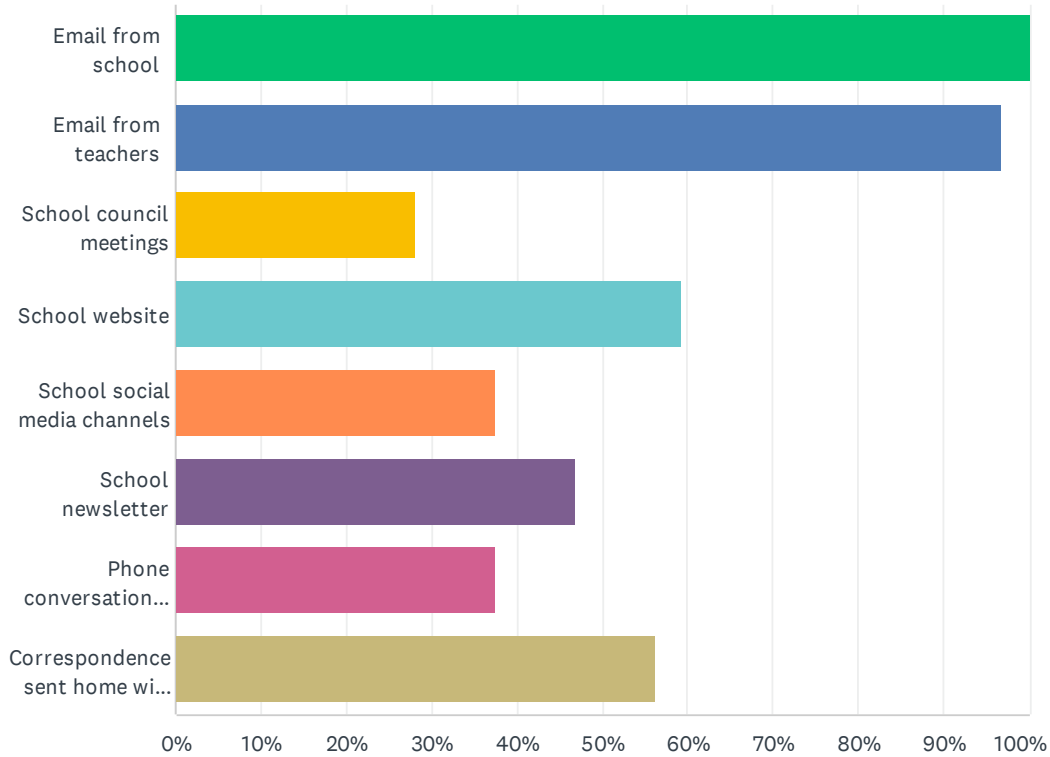
Answered: 32 Skipped: 5



ANSWER CHOICES	RESPONSES	
Keeps me fully informed	59.38%	19
Keeps me fairly well informed	34.38%	11
Keeps me adequately informed	3.13%	1
Gives me a limited amount of information	3.13%	1
I rarely receive the information I need	0.00%	0
TOTAL		32

Q27 Do you regularly make use of the following to keep up to date on school activities, programs, etc.? Check all that apply.

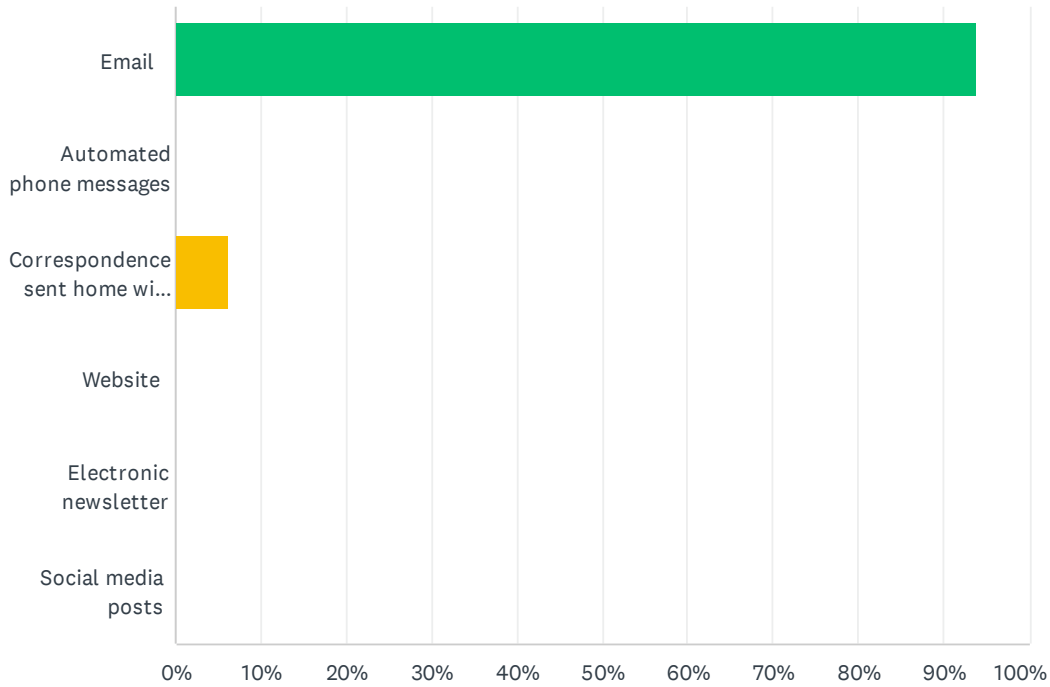
Answered: 32 Skipped: 5



ANSWER CHOICES	RESPONSES	
Email from school	100.00%	32
Email from teachers	96.88%	31
School council meetings	28.13%	9
School website	59.38%	19
School social media channels	37.50%	12
School newsletter	46.88%	15
Phone conversations with the school or teachers	37.50%	12
Correspondence sent home with my child	56.25%	18
Total Respondents: 32		

Q28 What is your most preferred method of communication from the school and Division?

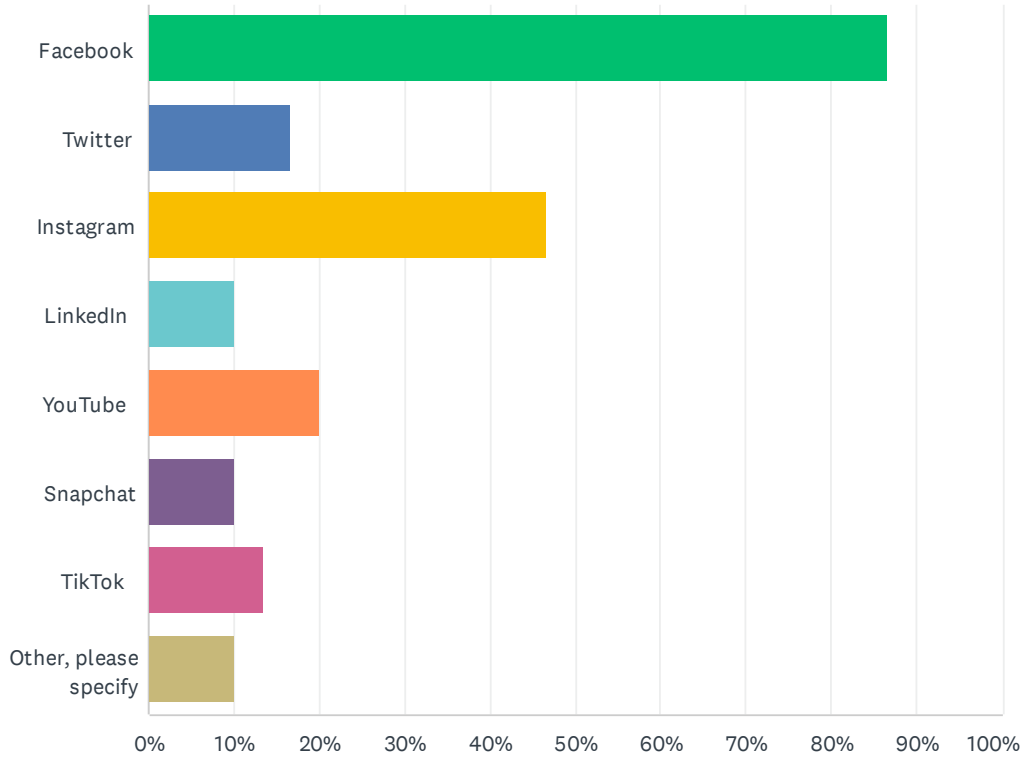
Answered: 32 Skipped: 5



ANSWER CHOICES	RESPONSES	
Email	93.75%	30
Automated phone messages	0.00%	0
Correspondence sent home with my child	6.25%	2
Website	0.00%	0
Electronic newsletter	0.00%	0
Social media posts	0.00%	0
TOTAL		32

Q29 The Division and schools often share news and information on social media. Which of the following platforms do you use? Check all that apply.

Answered: 30 Skipped: 7



ANSWER CHOICES	RESPONSES
Facebook	86.67% 26
Twitter	16.67% 5
Instagram	46.67% 14
LinkedIn	10.00% 3
YouTube	20.00% 6
Snapchat	10.00% 3
TikTok	13.33% 4
Other, please specify	10.00% 3
Total Respondents: 30	

#	OTHER, PLEASE SPECIFY	DATE
1	Email	3/17/2023 8:57 PM
2	Email	3/3/2023 9:18 AM
3	Email	3/2/2023 8:20 PM