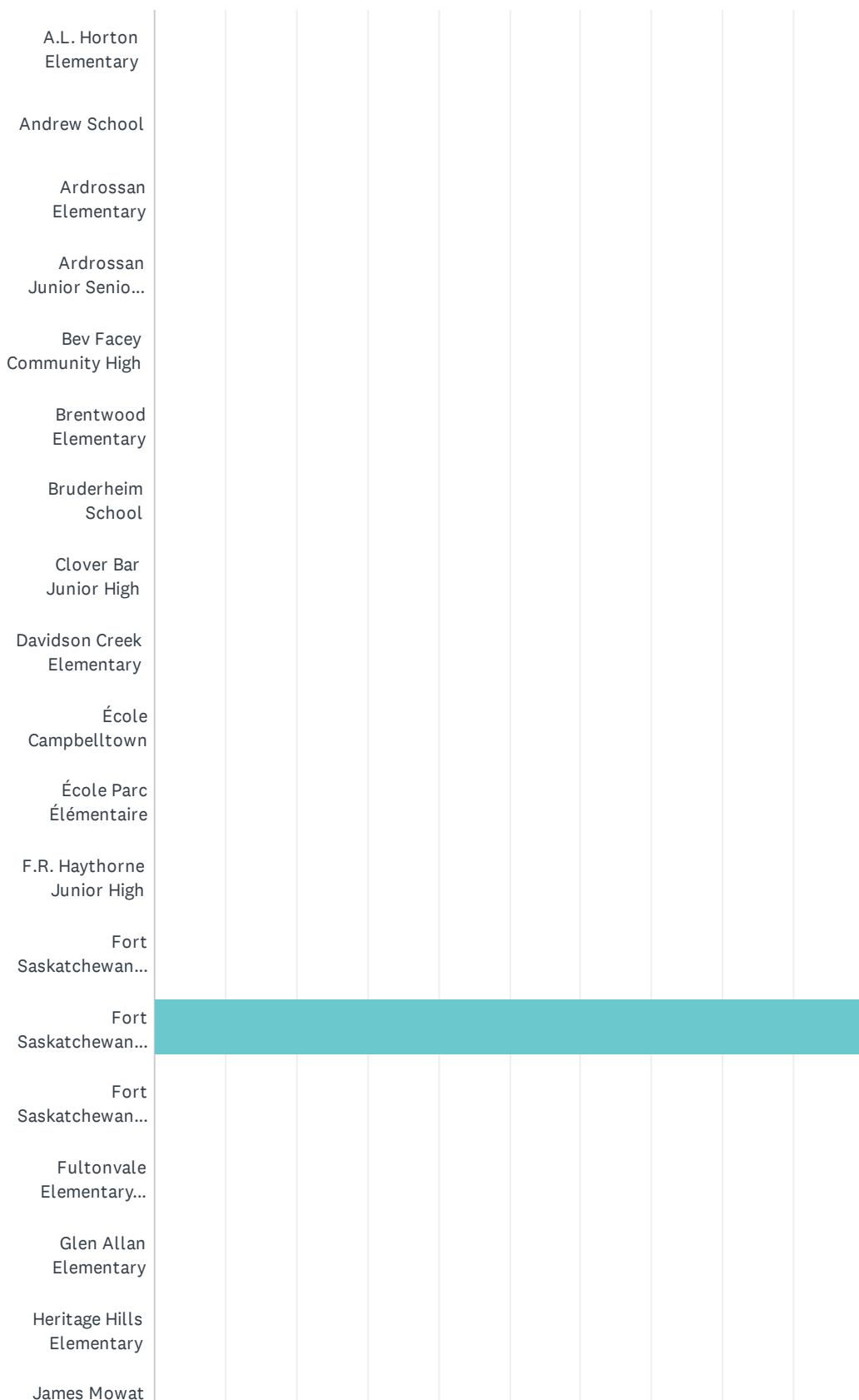


Q1 What school does your child currently attend?

Answered: 43 Skipped: 0



EIPS Parent Survey 2021-22



EIPS Parent Survey 2021-22

0% 10% 20% 30% 40% 50% 60% 70% 80% 90% 100%

EIPS Parent Survey 2021-22

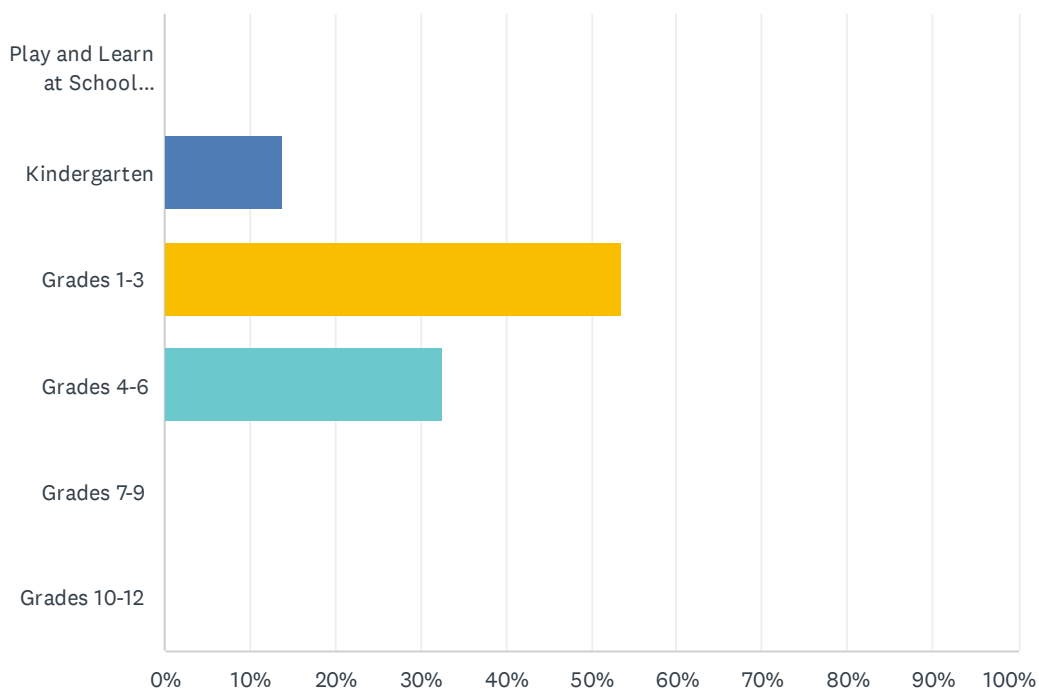
ANSWER CHOICES	RESPONSES	
A.L. Horton Elementary	0.00%	0
Andrew School	0.00%	0
Ardrossan Elementary	0.00%	0
Ardrossan Junior Senior High	0.00%	0
Bev Facey Community High	0.00%	0
Brentwood Elementary	0.00%	0
Bruderheim School	0.00%	0
Clover Bar Junior High	0.00%	0
Davidson Creek Elementary	0.00%	0
École Campbelltown	0.00%	0
École Parc Élémentaire	0.00%	0
F.R. Haythorne Junior High	0.00%	0
Fort Saskatchewan Christian	0.00%	0
Fort Saskatchewan Elementary	100.00%	43
Fort Saskatchewan High	0.00%	0
Fultonvale Elementary Junior High	0.00%	0
Glen Allan Elementary	0.00%	0
Heritage Hills Elementary	0.00%	0
James Mowat Elementary	0.00%	0
Lakeland Ridge	0.00%	0
Lamont Elementary	0.00%	0
Lamont High	0.00%	0
Mills Haven Elementary	0.00%	0
Mundare School	0.00%	0
Next Step/Outreach	0.00%	0
Pine Street Elementary	0.00%	0
Rudolph Hennig Junior High	0.00%	0
Salisbury Composite High	0.00%	0
Sherwood Heights Junior High	0.00%	0
SouthPointe School	0.00%	0
Strathcona Christian Academy Elementary	0.00%	0
Strathcona Christian Academy Secondary	0.00%	0

EIPS Parent Survey 2021-22

Uncas Elementary	0.00%	0
Vegreville Composite High	0.00%	0
Wes Hosford Elementary	0.00%	0
Westboro Elementary	0.00%	0
Win Ferguson Elementary	0.00%	0
Woodbridge Farms Elementary	0.00%	0
Home Education	0.00%	0
TOTAL		43

Q2 What grade is your child currently in?

Answered: 43 Skipped: 0



ANSWER CHOICES	RESPONSES	
Play and Learn at School (PALS)	0.00%	0
Kindergarten	13.95%	6
Grades 1-3	53.49%	23
Grades 4-6	32.56%	14
Grades 7-9	0.00%	0
Grades 10-12	0.00%	0
TOTAL		43

Q3 As a result of being in the Play and Learn at School (PALS) program, my child's demonstrating growth in their development.

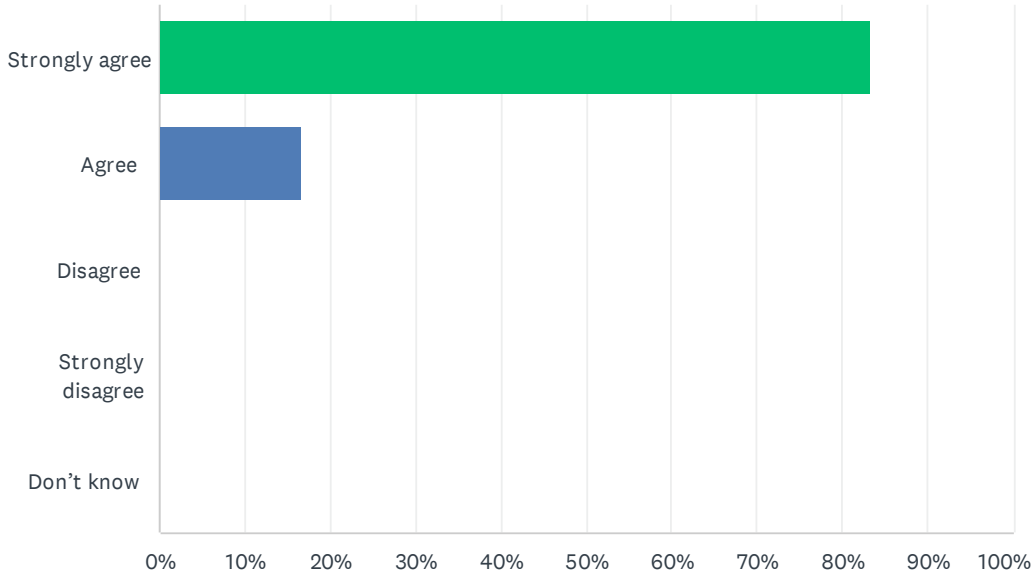
Answered: 0 Skipped: 43

 No matching responses.

ANSWER CHOICES	RESPONSES
Strongly agree	0.00% 0
Agree	0.00% 0
Disagree	0.00% 0
Strongly disagree	0.00% 0
Don't know	0.00% 0
TOTAL	0

Q4 As a result of being in the Kindergarten program, my child's becoming ready to enter Grade 1.

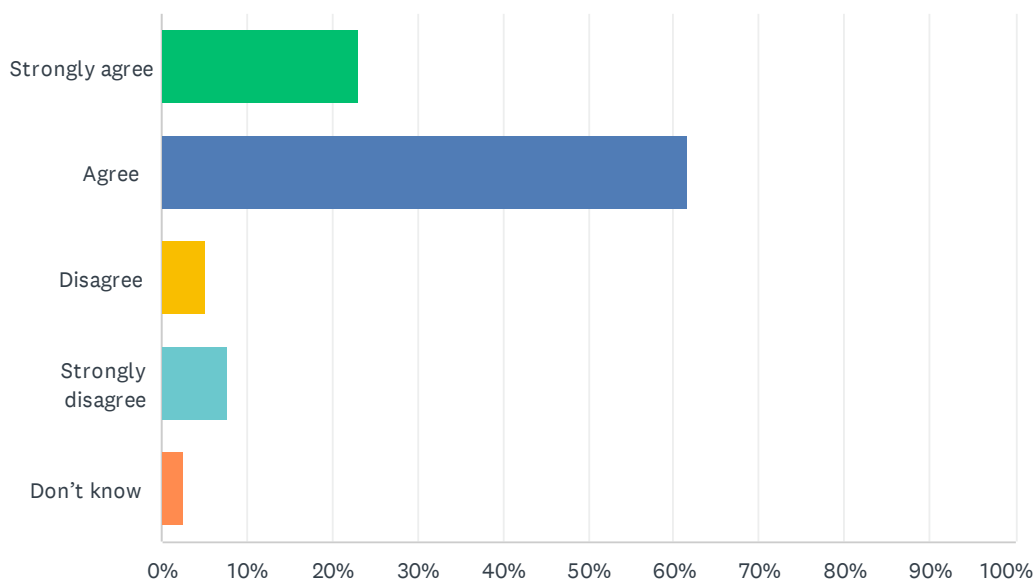
Answered: 6 Skipped: 37



ANSWER CHOICES	RESPONSES	
Strongly agree	83.33%	5
Agree	16.67%	1
Disagree	0.00%	0
Strongly disagree	0.00%	0
Don't know	0.00%	0
TOTAL		6

Q5 My child's individual needs are met.

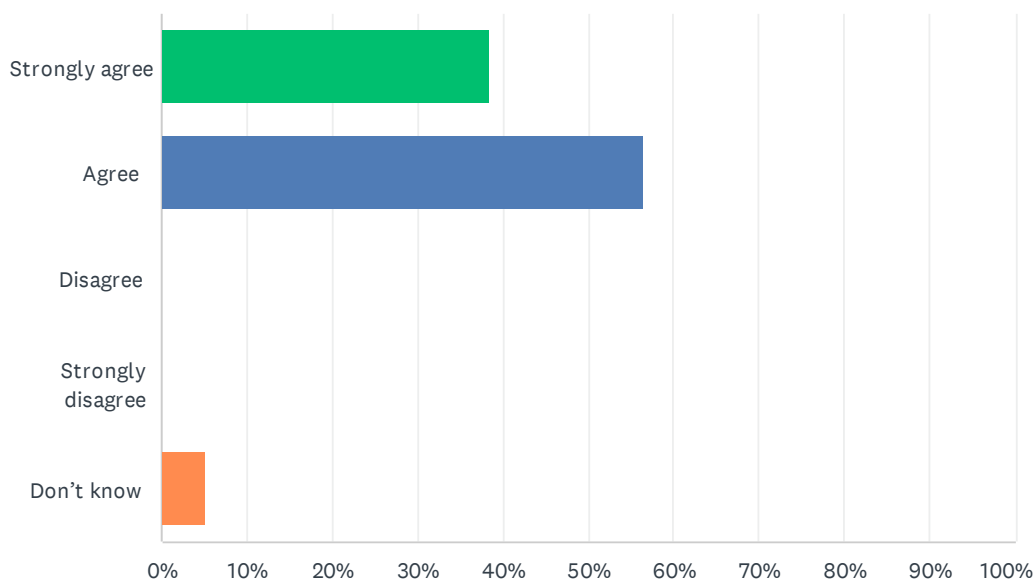
Answered: 39 Skipped: 4



ANSWER CHOICES	RESPONSES	
Strongly agree	23.08%	9
Agree	61.54%	24
Disagree	5.13%	2
Strongly disagree	7.69%	3
Don't know	2.56%	1
TOTAL		39

Q6 My child's encouraged to do their best.

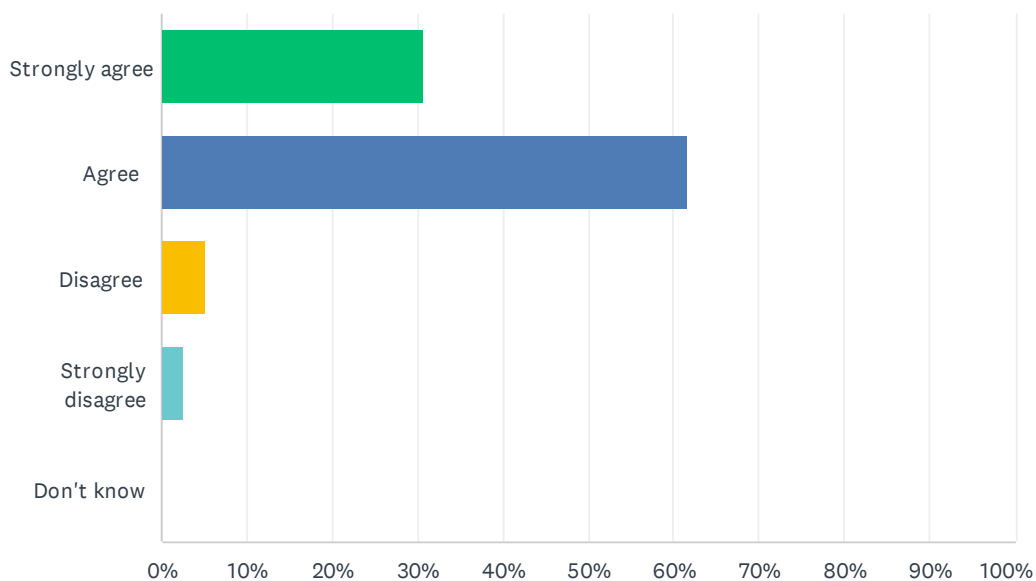
Answered: 39 Skipped: 4



ANSWER CHOICES	RESPONSES	
Strongly agree	38.46%	15
Agree	56.41%	22
Disagree	0.00%	0
Strongly disagree	0.00%	0
Don't know	5.13%	2
TOTAL		39

Q7 My child's demonstrating growth in literacy.

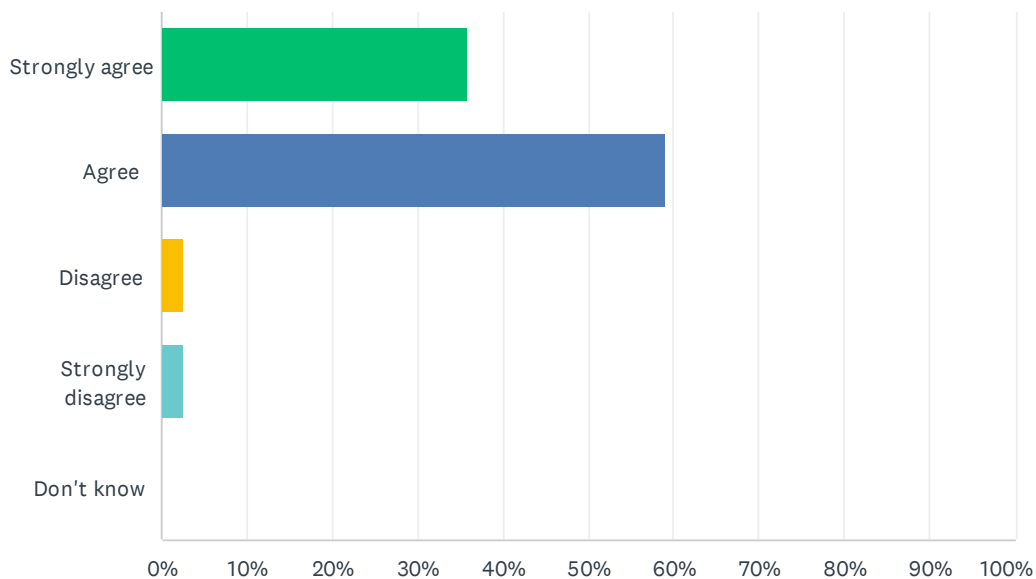
Answered: 39 Skipped: 4



ANSWER CHOICES	RESPONSES	
Strongly agree	30.77%	12
Agree	61.54%	24
Disagree	5.13%	2
Strongly disagree	2.56%	1
Don't know	0.00%	0
TOTAL		39

Q8 My child's demonstrating growth in numeracy.

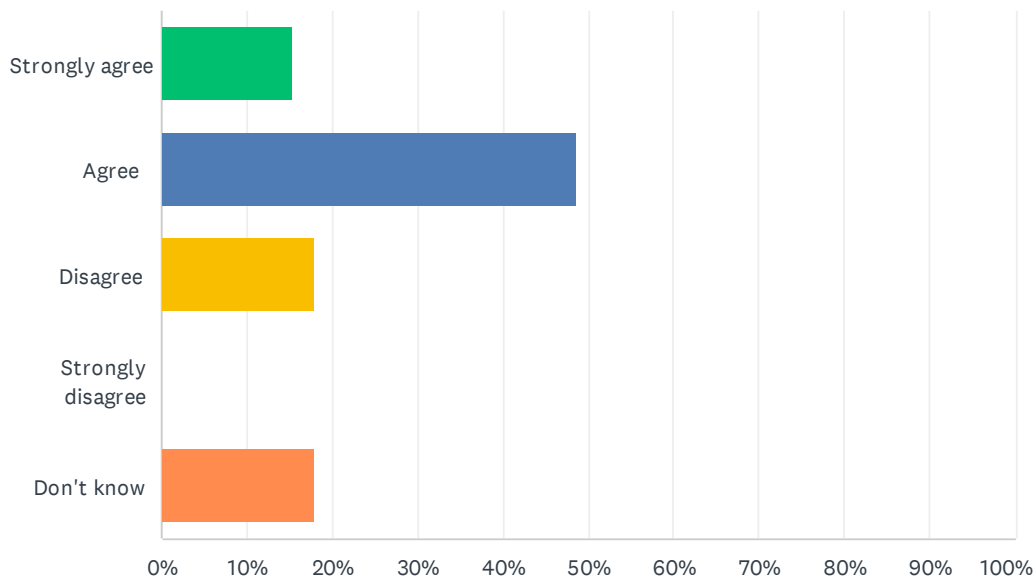
Answered: 39 Skipped: 4



ANSWER CHOICES	RESPONSES	
Strongly agree	35.90%	14
Agree	58.97%	23
Disagree	2.56%	1
Strongly disagree	2.56%	1
Don't know	0.00%	0
TOTAL		39

Q9 My child has an understanding of First Nations, Métis and Inuit culture and history.

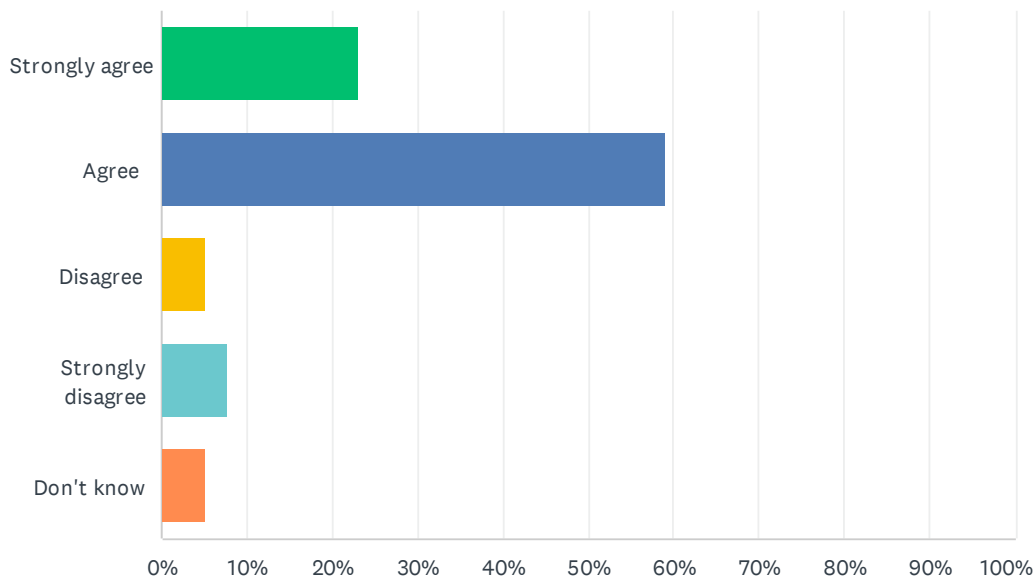
Answered: 39 Skipped: 4



ANSWER CHOICES	RESPONSES	
Strongly agree	15.38%	6
Agree	48.72%	19
Disagree	17.95%	7
Strongly disagree	0.00%	0
Don't know	17.95%	7
TOTAL		39

Q10 My child's learning the knowledge, skills and attitudes necessary to be successful in life.

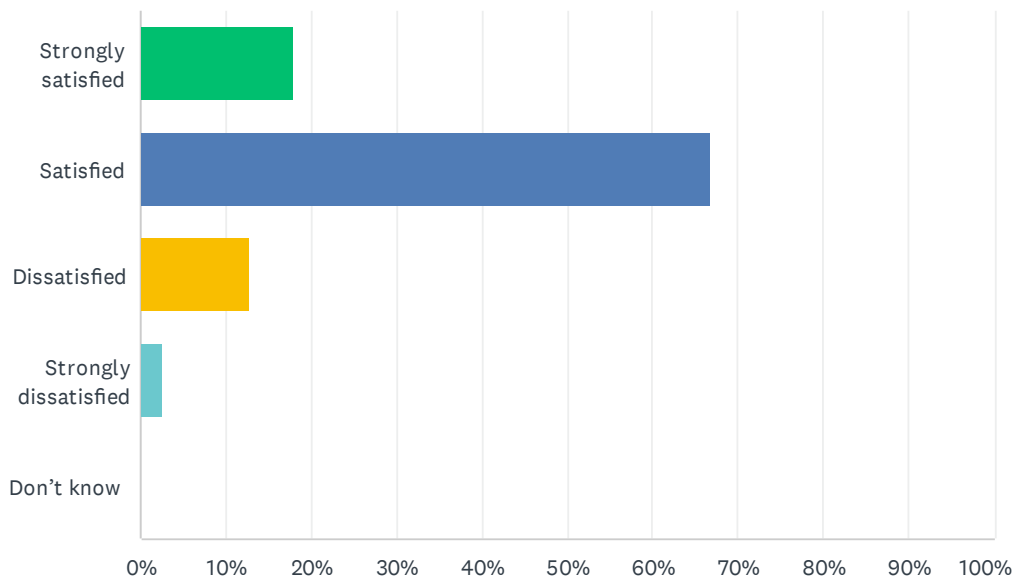
Answered: 39 Skipped: 4



ANSWER CHOICES	RESPONSES	
Strongly agree	23.08%	9
Agree	58.97%	23
Disagree	5.13%	2
Strongly disagree	7.69%	3
Don't know	5.13%	2
TOTAL		39

Q11 How satisfied are you with the quality of education your child's receiving at school?

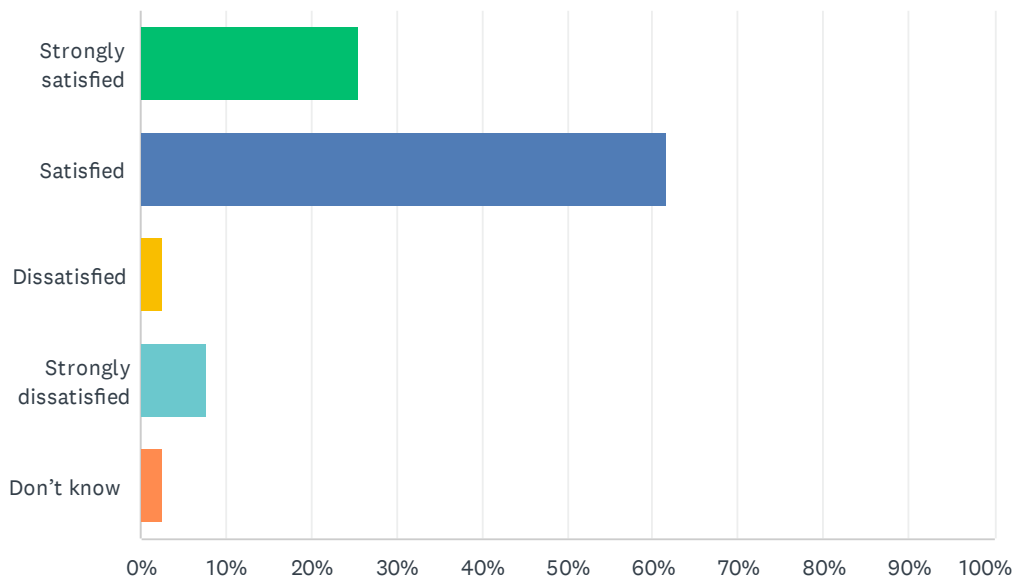
Answered: 39 Skipped: 4



ANSWER CHOICES	RESPONSES	
Strongly satisfied	17.95%	7
Satisfied	66.67%	26
Dissatisfied	12.82%	5
Strongly dissatisfied	2.56%	1
Don't know	0.00%	0
TOTAL		39

Q12 How satisfied are you with the quality of teaching at your child's school?

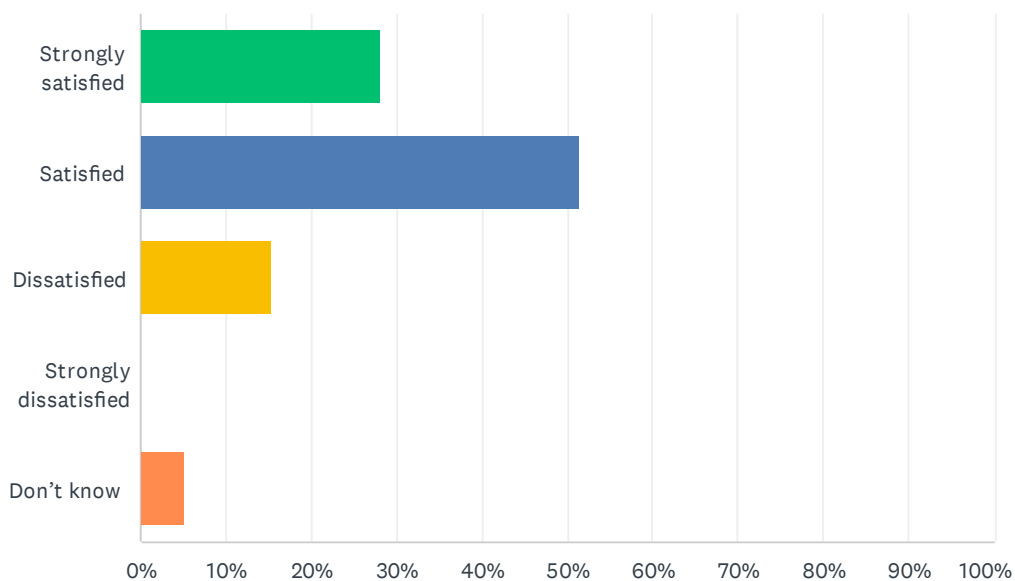
Answered: 39 Skipped: 4



ANSWER CHOICES	RESPONSES	
Strongly satisfied	25.64%	10
Satisfied	61.54%	24
Dissatisfied	2.56%	1
Strongly dissatisfied	7.69%	3
Don't know	2.56%	1
TOTAL		39

Q13 How satisfied are you with the leadership at your child's school?

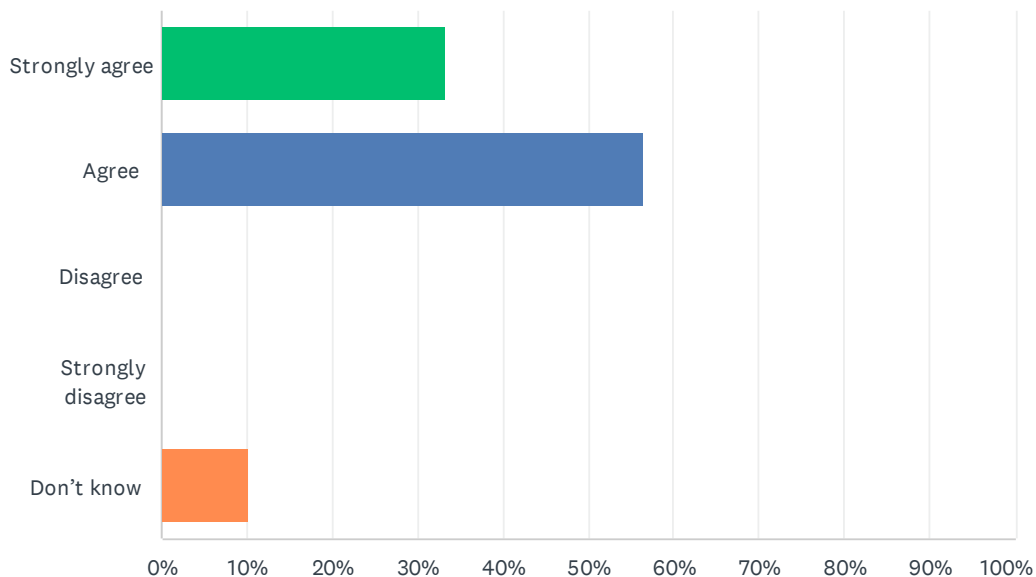
Answered: 39 Skipped: 4



ANSWER CHOICES	RESPONSES	
Strongly satisfied	28.21%	11
Satisfied	51.28%	20
Dissatisfied	15.38%	6
Strongly dissatisfied	0.00%	0
Don't know	5.13%	2
TOTAL		39

Q14 My child’s school encourages my child to be a responsible, respectful and engaged citizen.

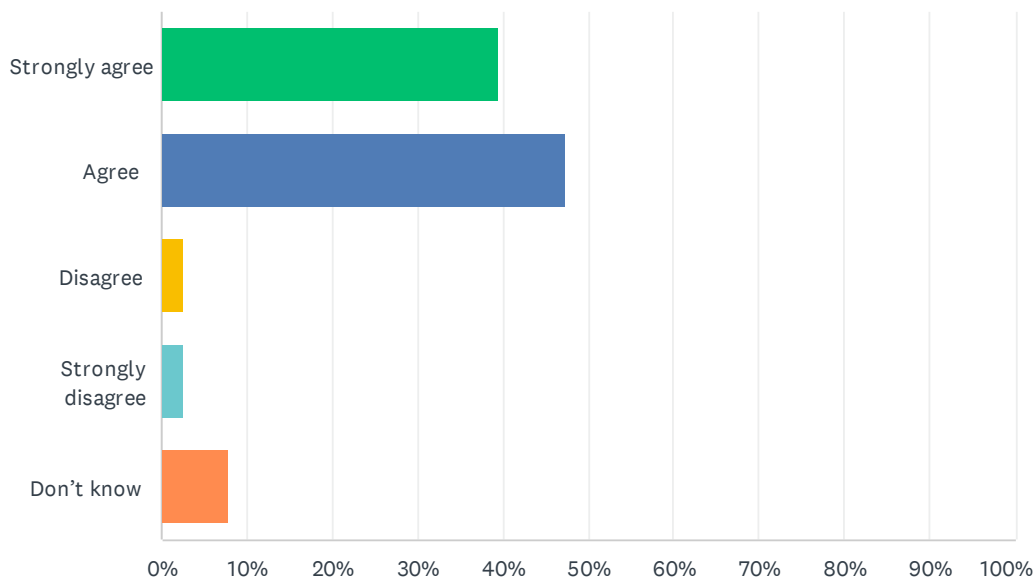
Answered: 39 Skipped: 4



ANSWER CHOICES	RESPONSES	
Strongly agree	33.33%	13
Agree	56.41%	22
Disagree	0.00%	0
Strongly disagree	0.00%	0
Don't know	10.26%	4
TOTAL		39

Q15 School staff care about my child.

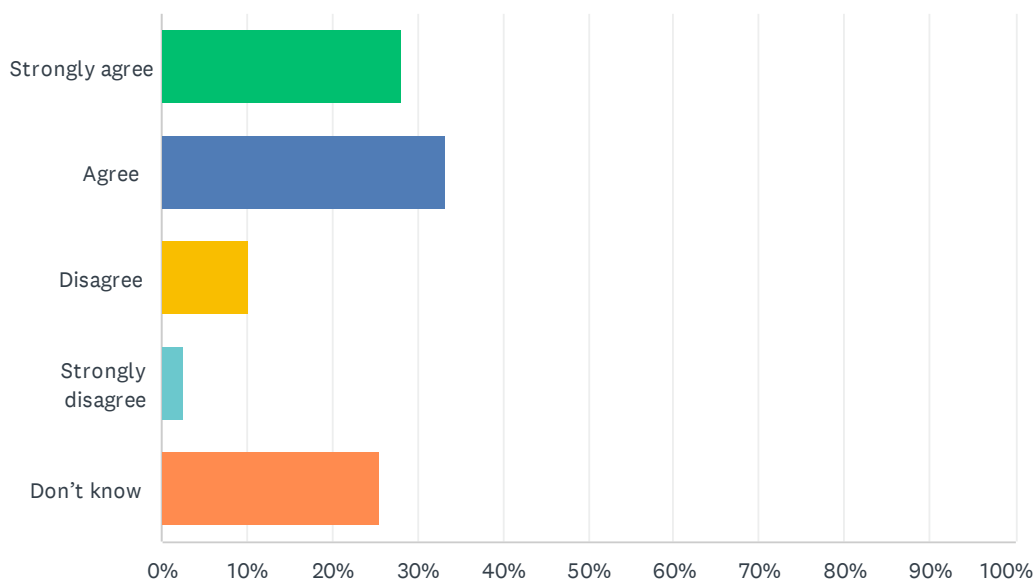
Answered: 38 Skipped: 5



ANSWER CHOICES	RESPONSES	
Strongly agree	39.47%	15
Agree	47.37%	18
Disagree	2.63%	1
Strongly disagree	2.63%	1
Don't know	7.89%	3
TOTAL		38

Q16 My child's school handles discipline fairly and reasonably.

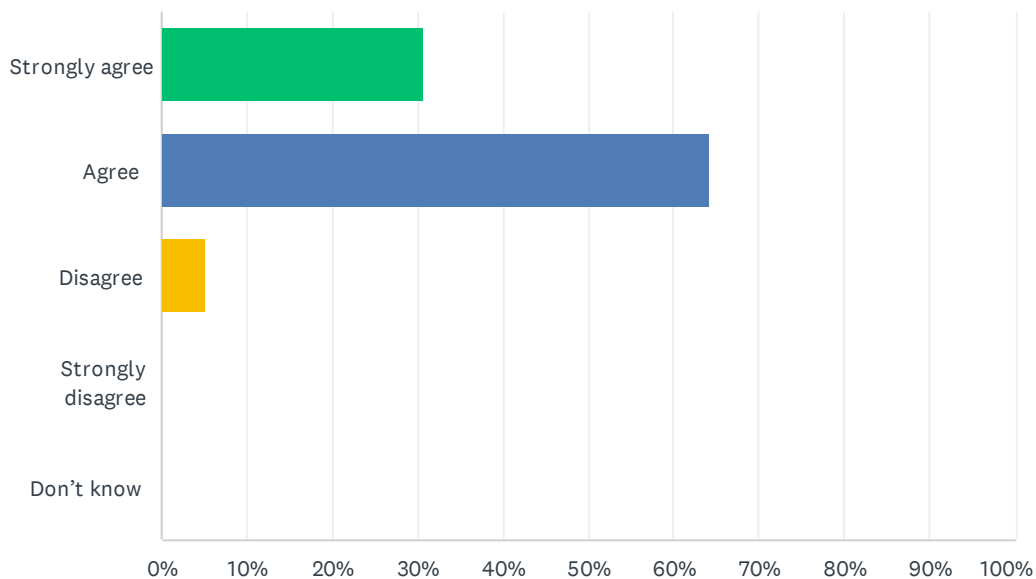
Answered: 39 Skipped: 4



ANSWER CHOICES	RESPONSES	
Strongly agree	28.21%	11
Agree	33.33%	13
Disagree	10.26%	4
Strongly disagree	2.56%	1
Don't know	25.64%	10
TOTAL		39

Q17 My child's school is safe.

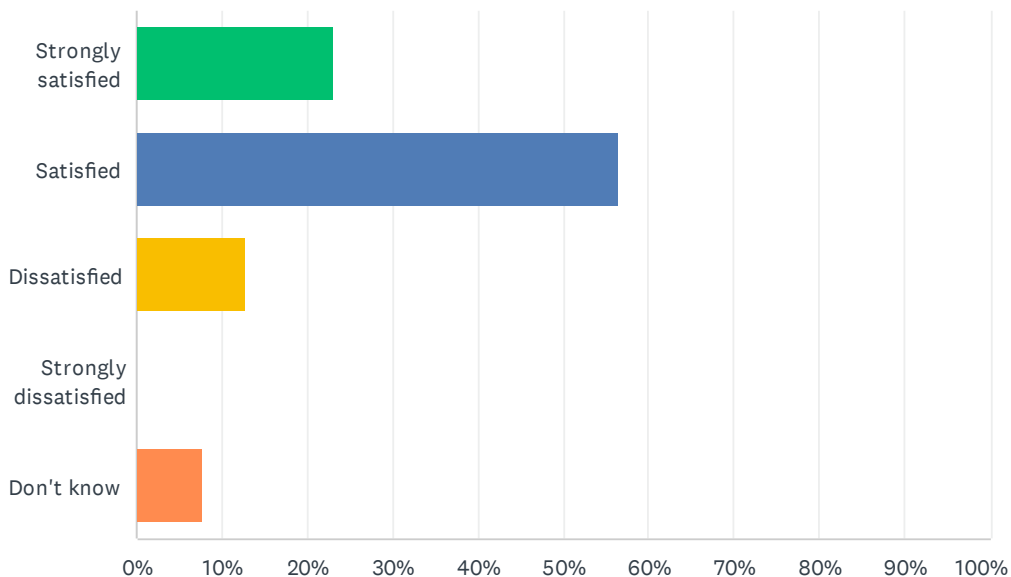
Answered: 39 Skipped: 4



ANSWER CHOICES	RESPONSES	
Strongly agree	30.77%	12
Agree	64.10%	25
Disagree	5.13%	2
Strongly disagree	0.00%	0
Don't know	0.00%	0
TOTAL		39

Q18 How satisfied are you with the resources available to support your child's learning?

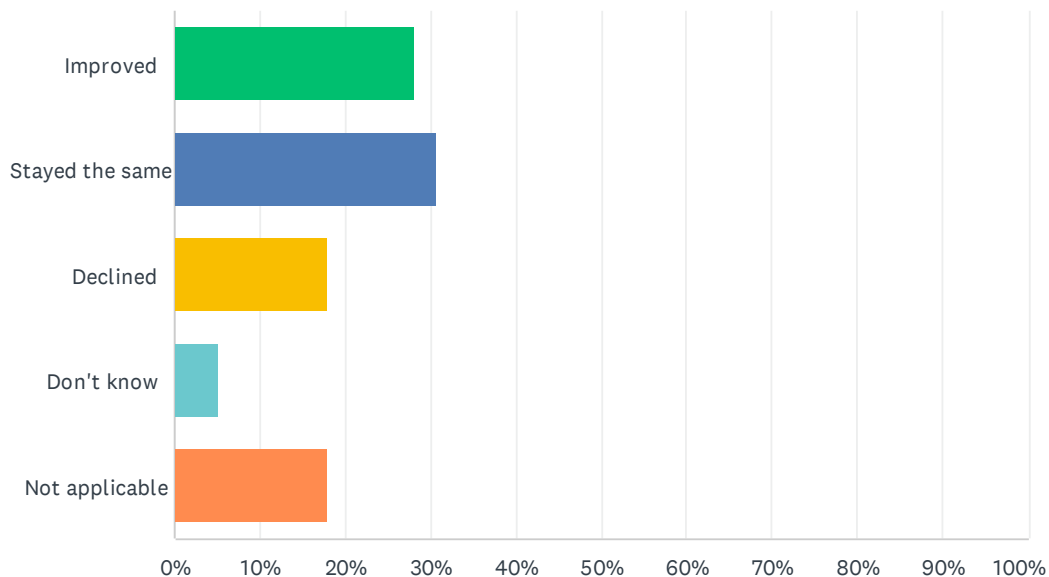
Answered: 39 Skipped: 4



ANSWER CHOICES	RESPONSES	
Strongly satisfied	23.08%	9
Satisfied	56.41%	22
Dissatisfied	12.82%	5
Strongly dissatisfied	0.00%	0
Don't know	7.69%	3
TOTAL		39

Q19 In your opinion, has the quality of education your child experienced improved, stayed the same or declined in the past three years?

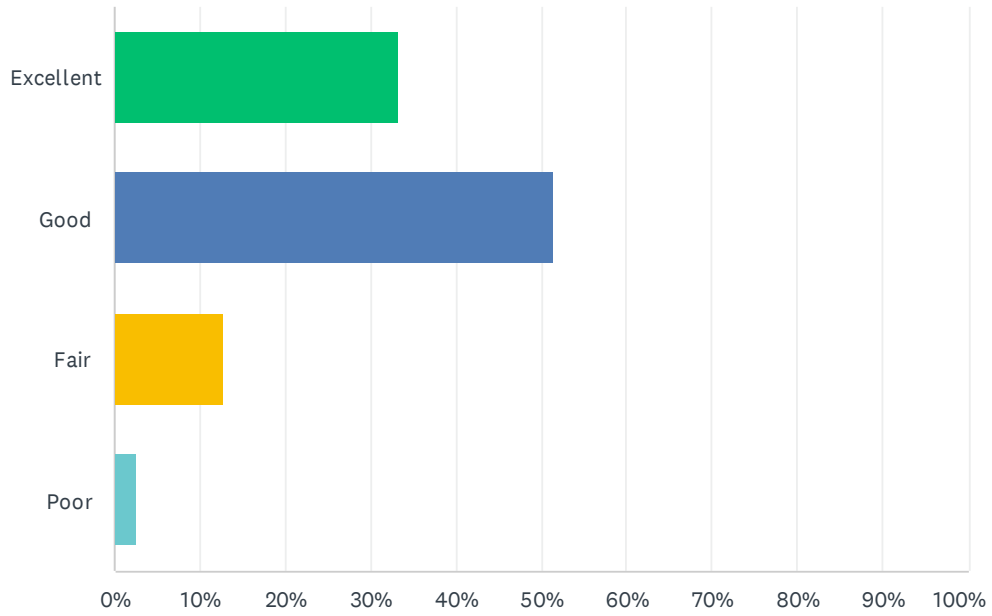
Answered: 39 Skipped: 4



ANSWER CHOICES	RESPONSES	
Improved	28.21%	11
Stayed the same	30.77%	12
Declined	17.95%	7
Don't know	5.13%	2
Not applicable	17.95%	7
TOTAL		39

Q20 How do you rate the physical condition of your child's school?

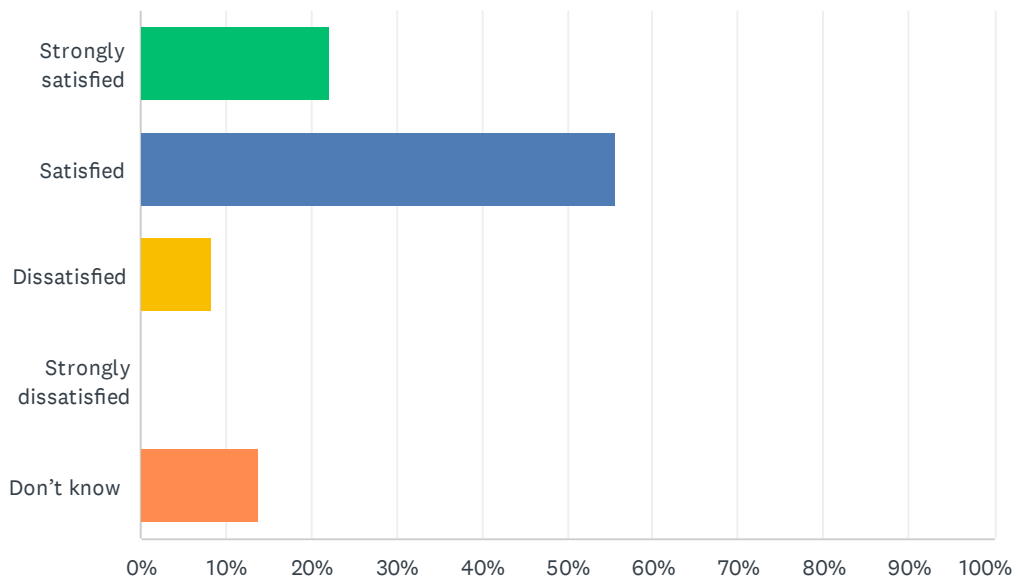
Answered: 39 Skipped: 4



ANSWER CHOICES	RESPONSES	
Excellent	33.33%	13
Good	51.28%	20
Fair	12.82%	5
Poor	2.56%	1
TOTAL		39

Q21 How satisfied are you with the opportunities provided to be involved in your child's education?

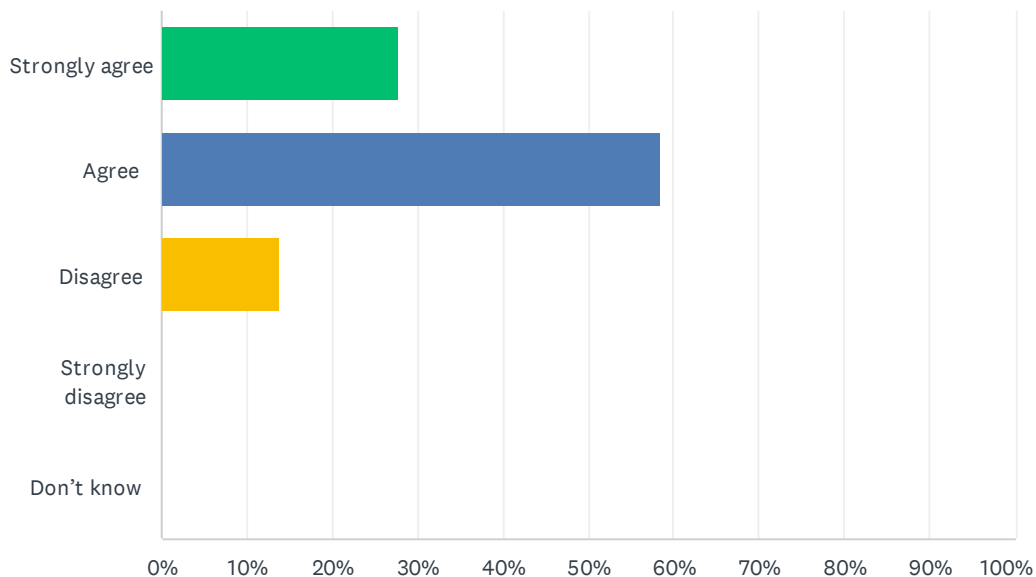
Answered: 36 Skipped: 7



ANSWER CHOICES	RESPONSES	
Strongly satisfied	22.22%	8
Satisfied	55.56%	20
Dissatisfied	8.33%	3
Strongly dissatisfied	0.00%	0
Don't know	13.89%	5
TOTAL		36

Q22 The school keeps me informed about my child's progress and achievement.

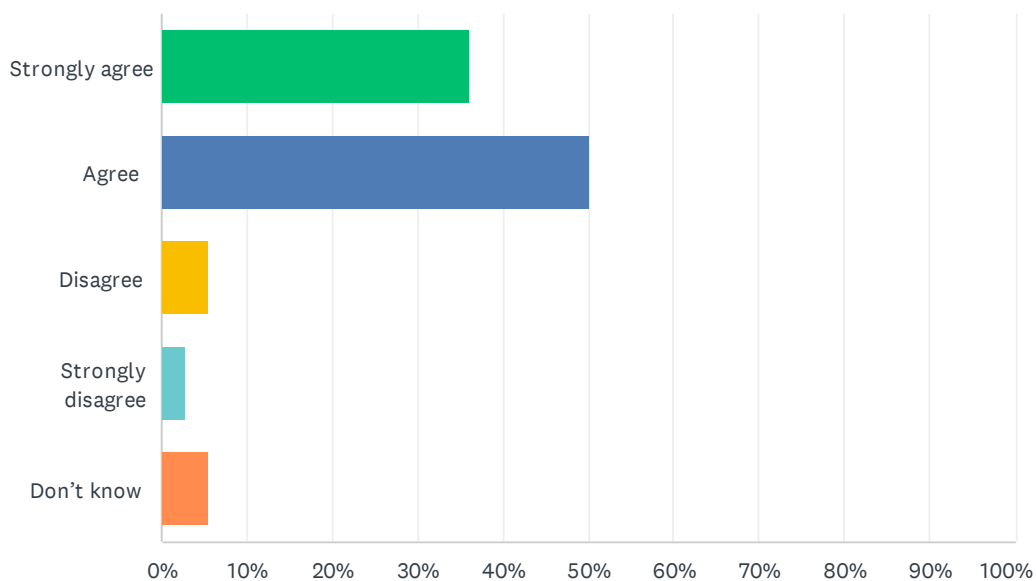
Answered: 36 Skipped: 7



ANSWER CHOICES	RESPONSES	
Strongly agree	27.78%	10
Agree	58.33%	21
Disagree	13.89%	5
Strongly disagree	0.00%	0
Don't know	0.00%	0
TOTAL		36

Q23 There is open and honest communication within my child's school.

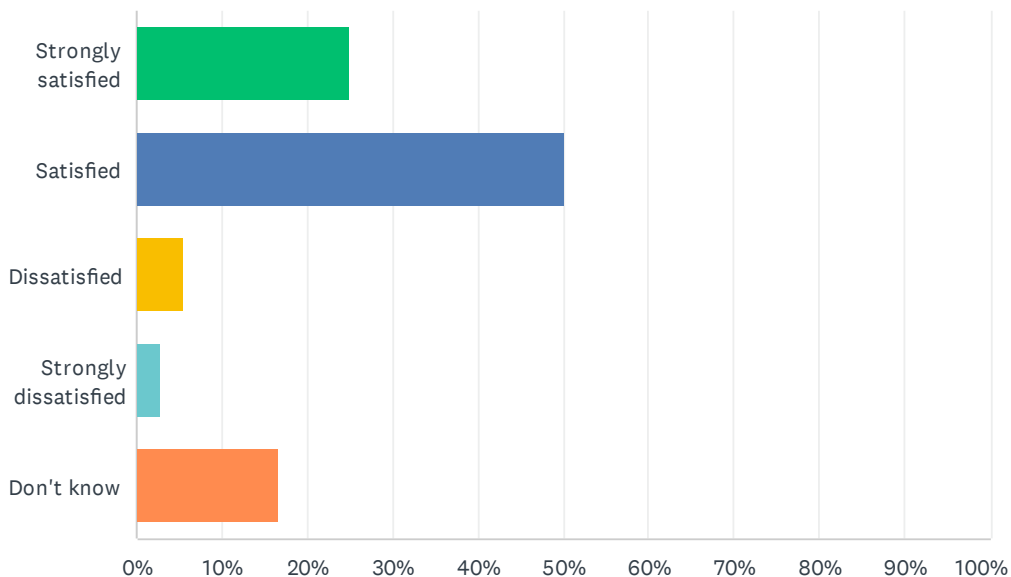
Answered: 36 Skipped: 7



ANSWER CHOICES	RESPONSES	
Strongly agree	36.11%	13
Agree	50.00%	18
Disagree	5.56%	2
Strongly disagree	2.78%	1
Don't know	5.56%	2
TOTAL		36

Q24 How satisfied are you with the Division’s commitment to engaging families in matters that affect public education?

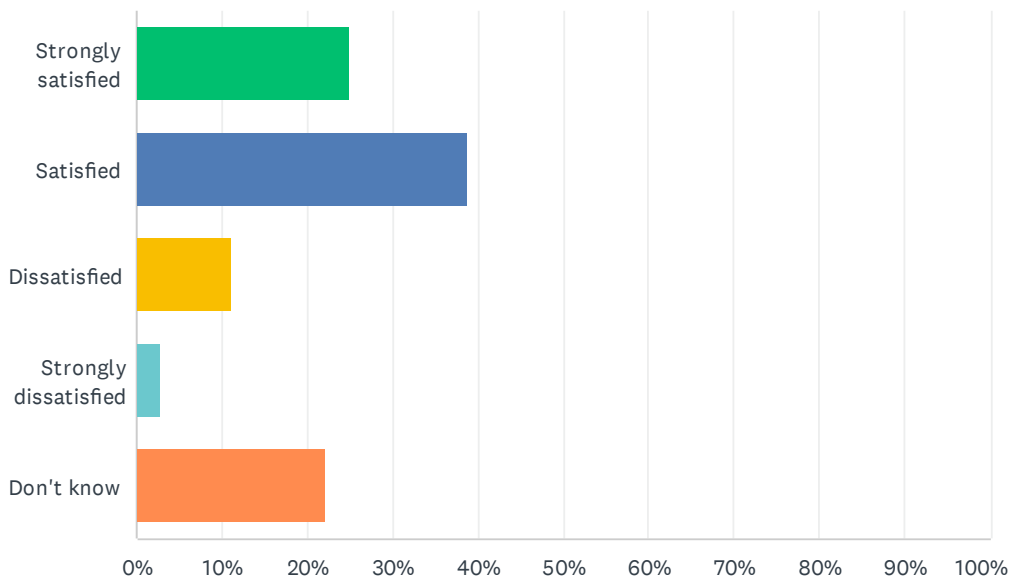
Answered: 36 Skipped: 7



ANSWER CHOICES	RESPONSES	
Strongly satisfied	25.00%	9
Satisfied	50.00%	18
Dissatisfied	5.56%	2
Strongly dissatisfied	2.78%	1
Don't know	16.67%	6
TOTAL		36

Q25 How satisfied are you with the Division’s commitment to advocating for public education?

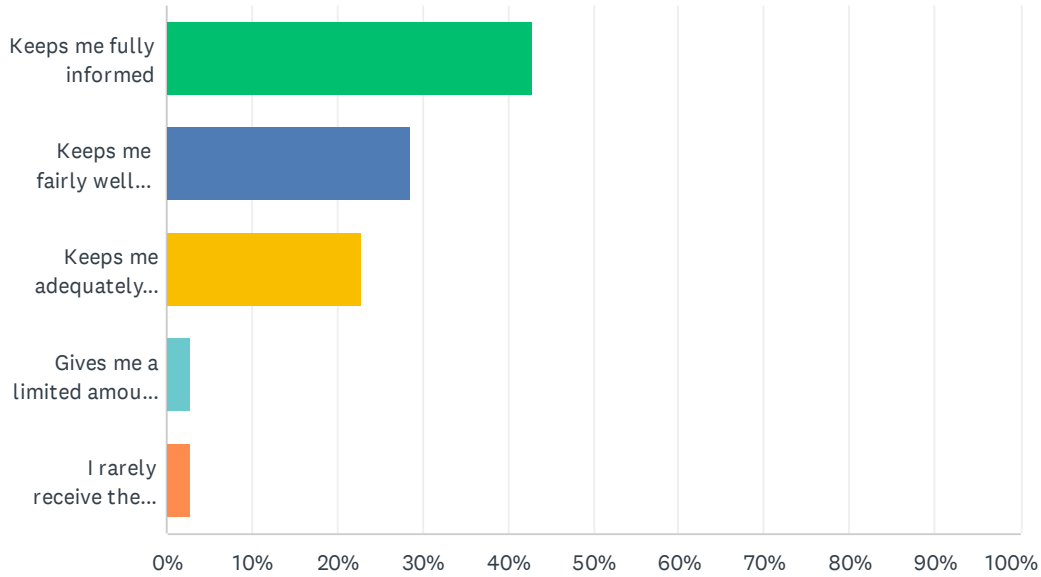
Answered: 36 Skipped: 7



ANSWER CHOICES	RESPONSES	
Strongly satisfied	25.00%	9
Satisfied	38.89%	14
Dissatisfied	11.11%	4
Strongly dissatisfied	2.78%	1
Don't know	22.22%	8
TOTAL		36

Q26 Elk Island Public Schools appreciates the opportunity to stay connected with parents about news, activities, programs and other matters of importance. What is your impression of the communication you receive from your child's school?

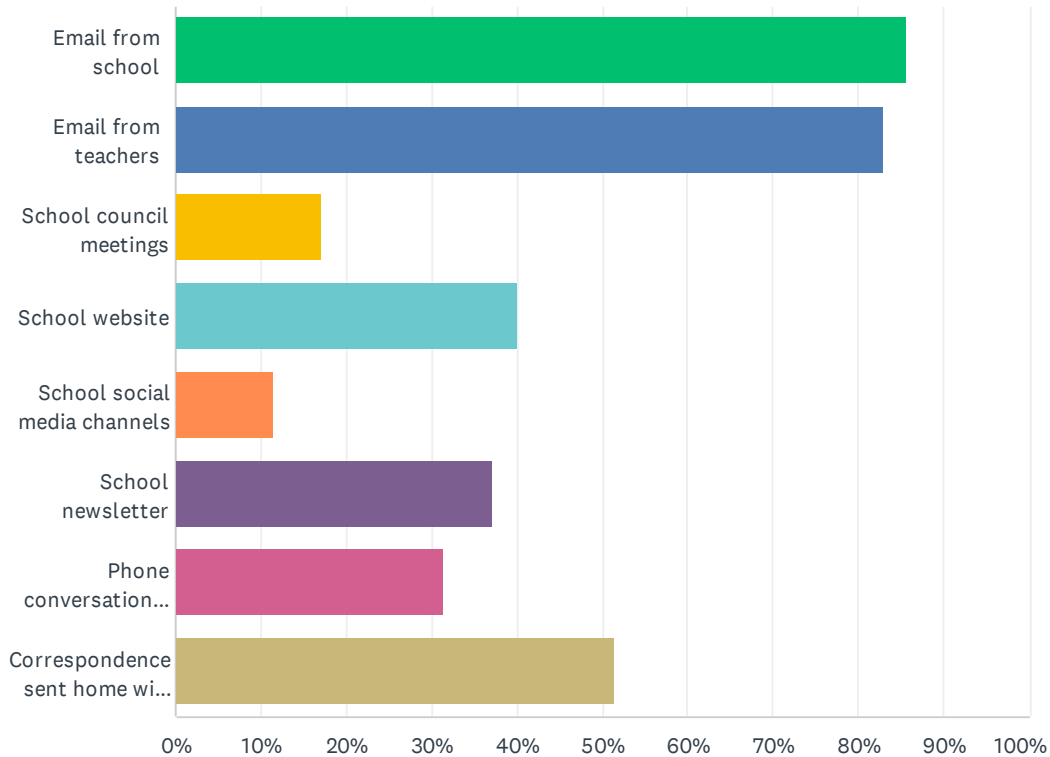
Answered: 35 Skipped: 8



ANSWER CHOICES	RESPONSES	
Keeps me fully informed	42.86%	15
Keeps me fairly well informed	28.57%	10
Keeps me adequately informed	22.86%	8
Gives me a limited amount of information	2.86%	1
I rarely receive the information I need	2.86%	1
TOTAL		35

Q27 Do you regularly make use of the following to keep up to date on school activities, programs, etc.? Check all that apply.

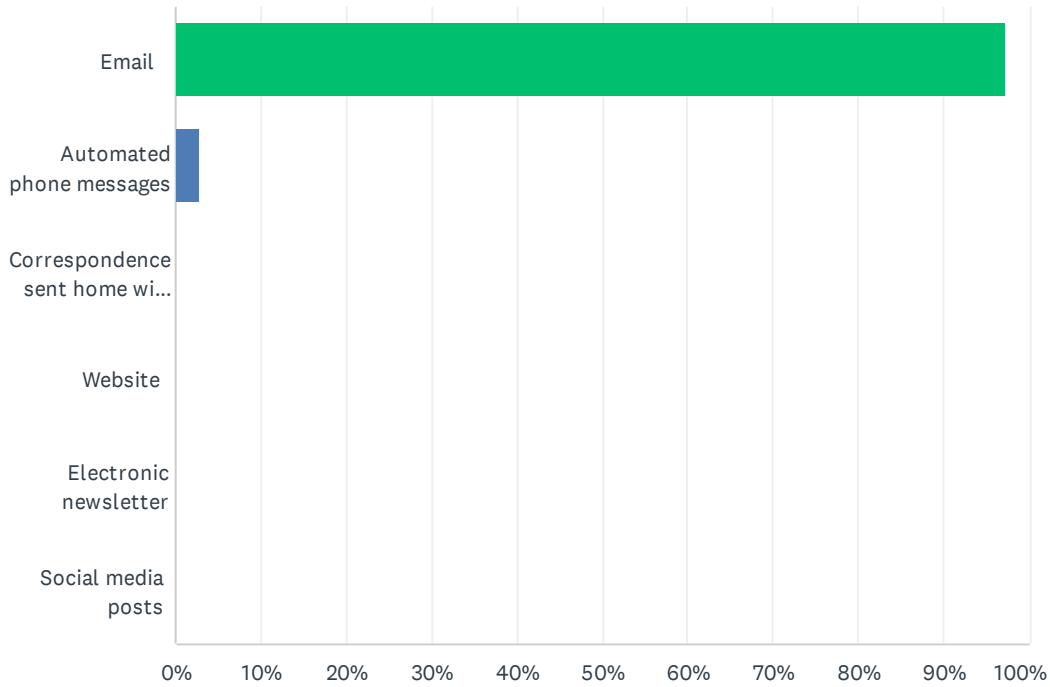
Answered: 35 Skipped: 8



ANSWER CHOICES	RESPONSES	
Email from school	85.71%	30
Email from teachers	82.86%	29
School council meetings	17.14%	6
School website	40.00%	14
School social media channels	11.43%	4
School newsletter	37.14%	13
Phone conversations with the school or teachers	31.43%	11
Correspondence sent home with my child	51.43%	18
Total Respondents: 35		

Q28 What is your most preferred method of communication from the school and Division?

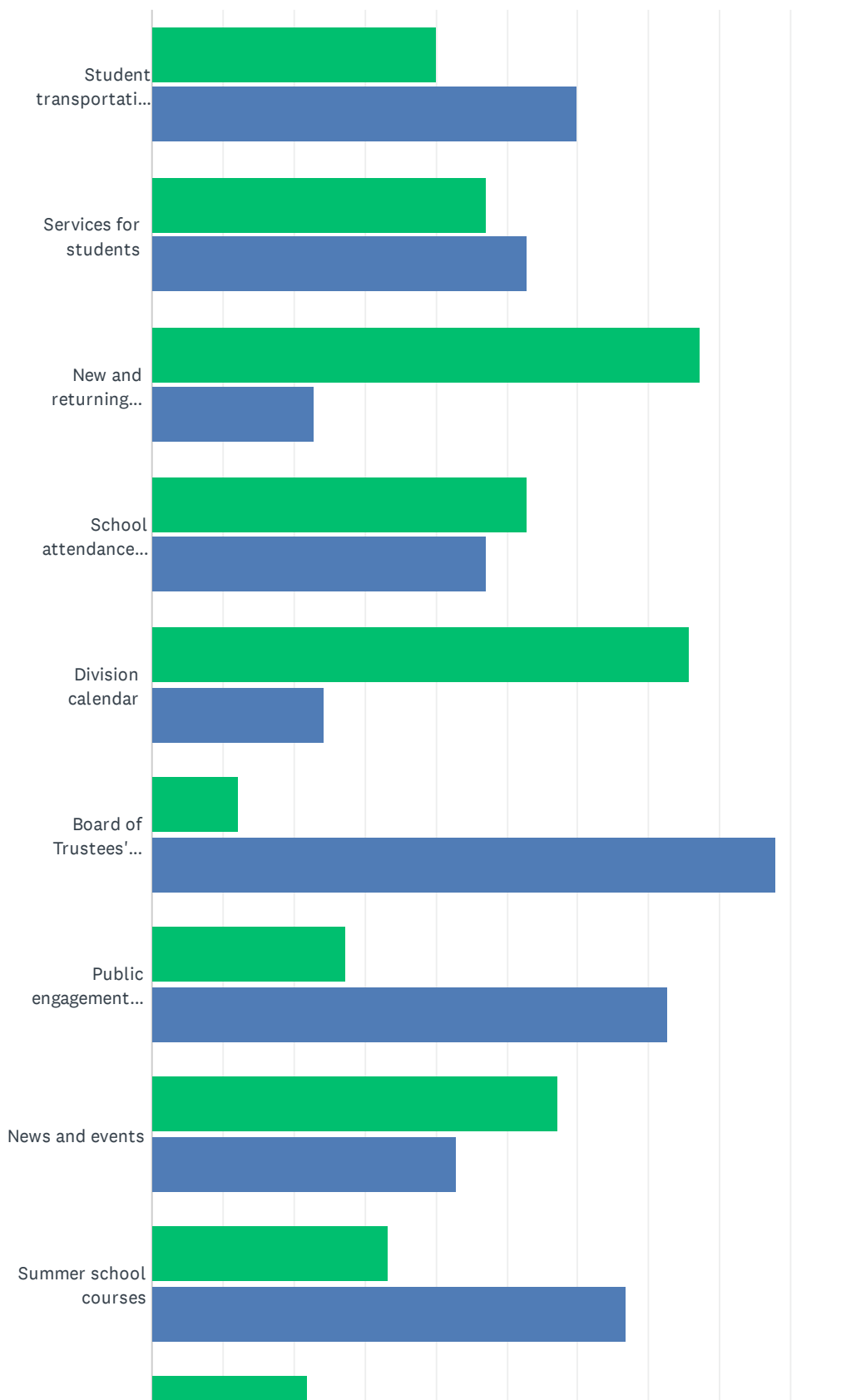
Answered: 35 Skipped: 8



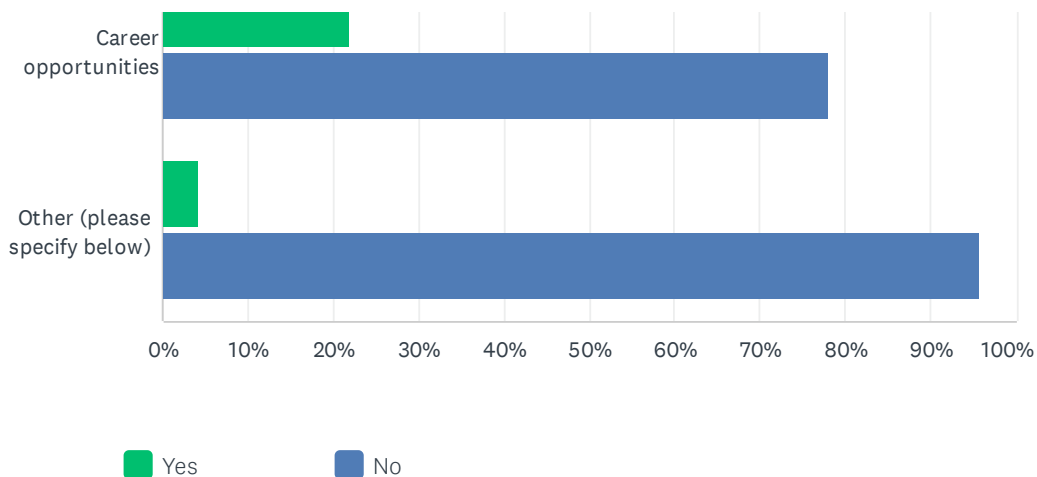
ANSWER CHOICES	RESPONSES	
Email	97.14%	34
Automated phone messages	2.86%	1
Correspondence sent home with my child	0.00%	0
Website	0.00%	0
Electronic newsletter	0.00%	0
Social media posts	0.00%	0
TOTAL		35

Q29 Do you visit the Division website (www.eips.ca) for information on:

Answered: 35 Skipped: 8



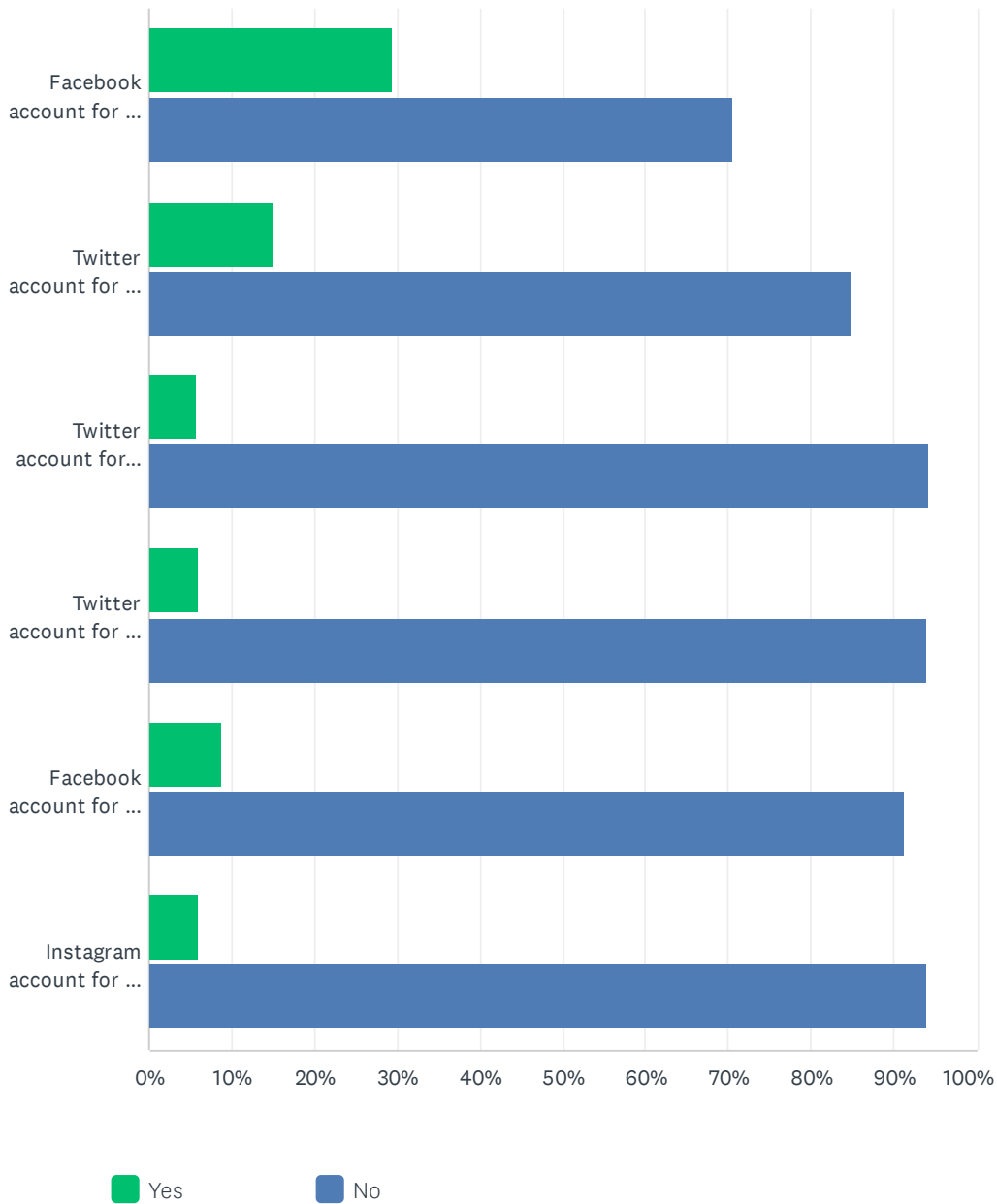
EIPS Parent Survey 2021-22



	YES	NO	TOTAL	WEIGHTED AVERAGE
Student transportation (busing)	40.00% 14	60.00% 21	35	1.40
Services for students	47.06% 16	52.94% 18	34	1.47
New and returning student registration	77.14% 27	22.86% 8	35	1.77
School attendance boundaries	52.94% 18	47.06% 16	34	1.53
Division calendar	75.76% 25	24.24% 8	33	1.76
Board of Trustees' meetings	12.12% 4	87.88% 29	33	1.12
Public engagement initiatives	27.27% 9	72.73% 24	33	1.27
News and events	57.14% 20	42.86% 15	35	1.57
Summer school courses	33.33% 11	66.67% 22	33	1.33
Career opportunities	21.88% 7	78.13% 25	32	1.22
Other (please specify below)	4.17% 1	95.83% 23	24	1.04

Q30 The Division and schools often share news and information on social media. Do you follow:

Answered: 35 Skipped: 8



EIPS Parent Survey 2021-22

	YES	NO	TOTAL	WEIGHTED AVERAGE
Facebook account for the Division (@ElkIslandPublicSchools)	29.41% 10	70.59% 24	34	1.29
Twitter account for the Division (@eips)	15.15% 5	84.85% 28	33	1.15
Twitter account for EIPS Student Transportation (@eipsST)	5.71% 2	94.29% 33	35	1.06
Twitter account for my child's school, if applicable	5.88% 2	94.12% 32	34	1.06
Facebook account for my child's school, if applicable	8.82% 3	91.18% 31	34	1.09
Instagram account for my child's school, if applicable	5.88% 2	94.12% 32	34	1.06