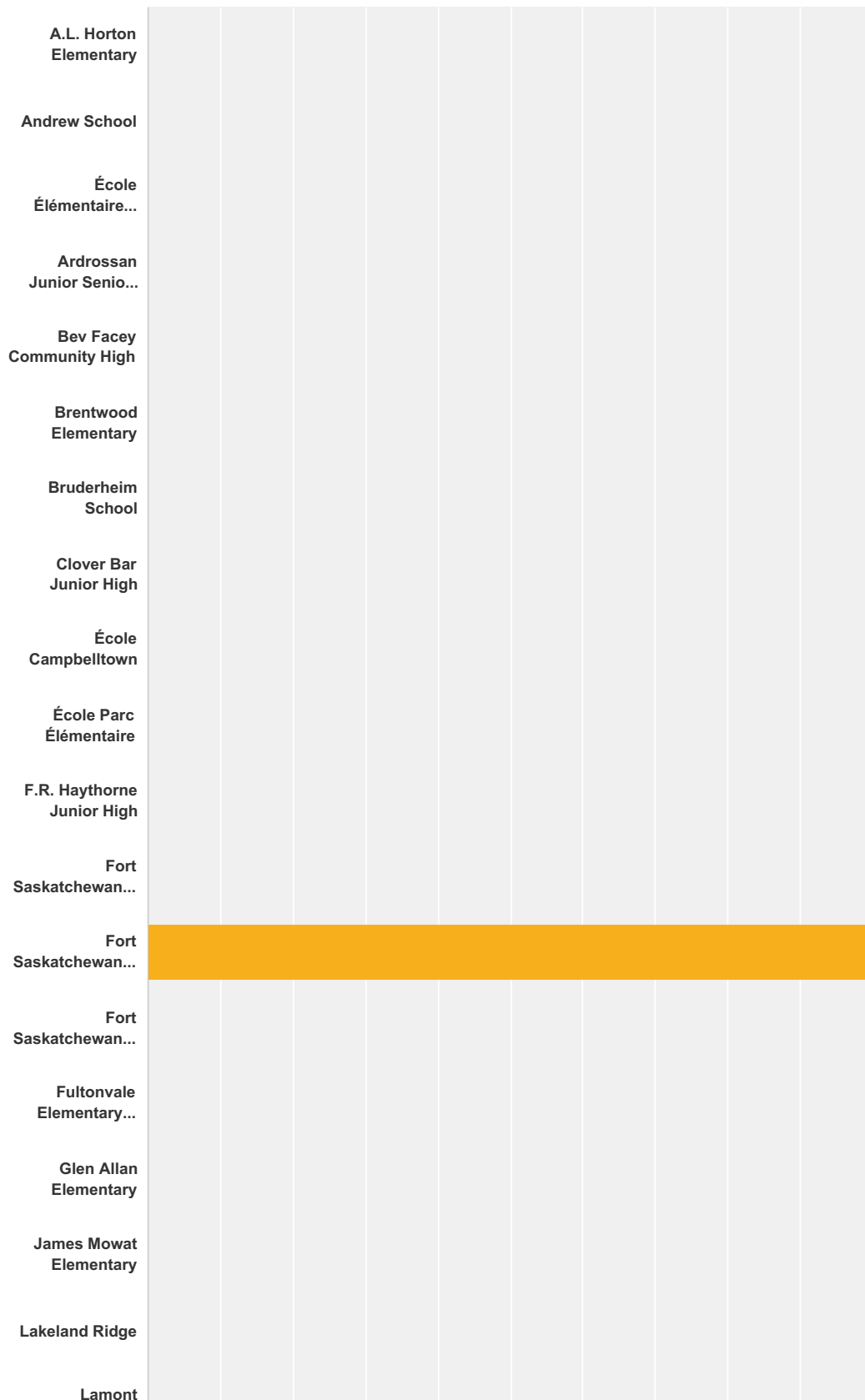


Q1 Please indicate the school your child attends.

Answered: 91 Skipped: 0



EIPS Parent Survey 2016-2017



Answer Choices	Responses
----------------	-----------

EIPS Parent Survey 2016-2017

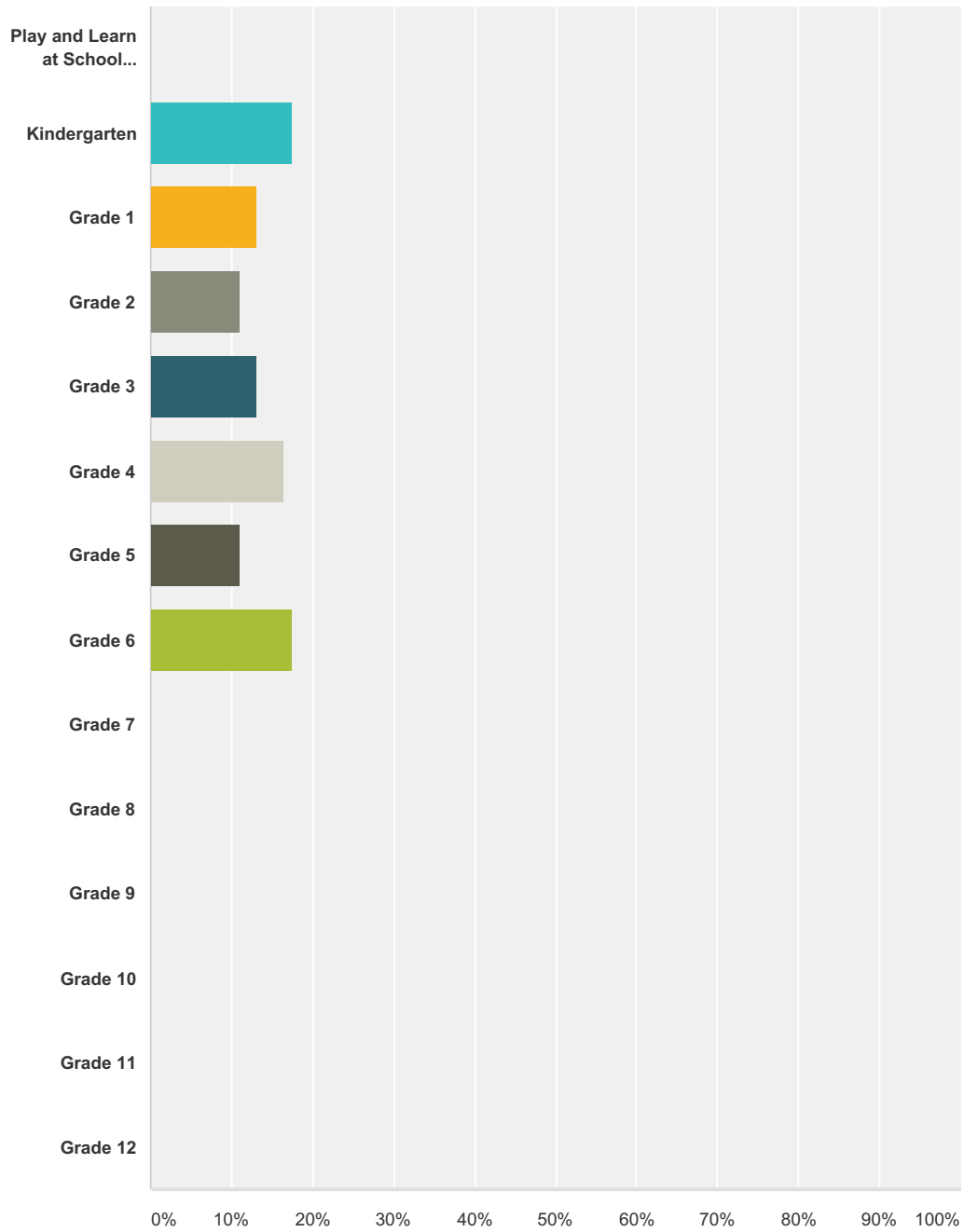
A.L. Horton Elementary	0.00%	0
Andrew School	0.00%	0
École Élémentaire Ardrossan Elementary	0.00%	0
Ardrossan Junior Senior High	0.00%	0
Bev Facey Community High	0.00%	0
Brentwood Elementary	0.00%	0
Bruderheim School	0.00%	0
Clover Bar Junior High	0.00%	0
École Campbelltown	0.00%	0
École Parc Élémentaire	0.00%	0
F.R. Haythorne Junior High	0.00%	0
Fort Saskatchewan Christian	0.00%	0
Fort Saskatchewan Elementary	100.00%	91
Fort Saskatchewan Senior High	0.00%	0
Fultonvale Elementary Junior High	0.00%	0
Glen Allan Elementary	0.00%	0
James Mowat Elementary	0.00%	0
Lakeland Ridge	0.00%	0
Lamont Elementary	0.00%	0
Lamont High	0.00%	0
Mills Haven Elementary	0.00%	0
Ministik School	0.00%	0
Mundare School	0.00%	0
Next Step/Outreach	0.00%	0
Pine Street Elementary	0.00%	0
Rudolph Hennig Junior High	0.00%	0
Salisbury Composite High	0.00%	0
Sherwood Heights Junior High	0.00%	0
Strathcona Christian Academy Elementary	0.00%	0
Strathcona Christian Academy Secondary	0.00%	0
Uncas Elementary	0.00%	0
Vegreville Composite High	0.00%	0
Wes Hosford Elementary	0.00%	0
Westboro Elementary	0.00%	0

EIPS Parent Survey 2016-2017

Win Ferguson Elementary	0.00%	0
Woodbridge Farms Elementary	0.00%	0
Wye Elementary	0.00%	0
Total		91

Q2 Please indicate your child's grade.

Answered: 91 Skipped: 0



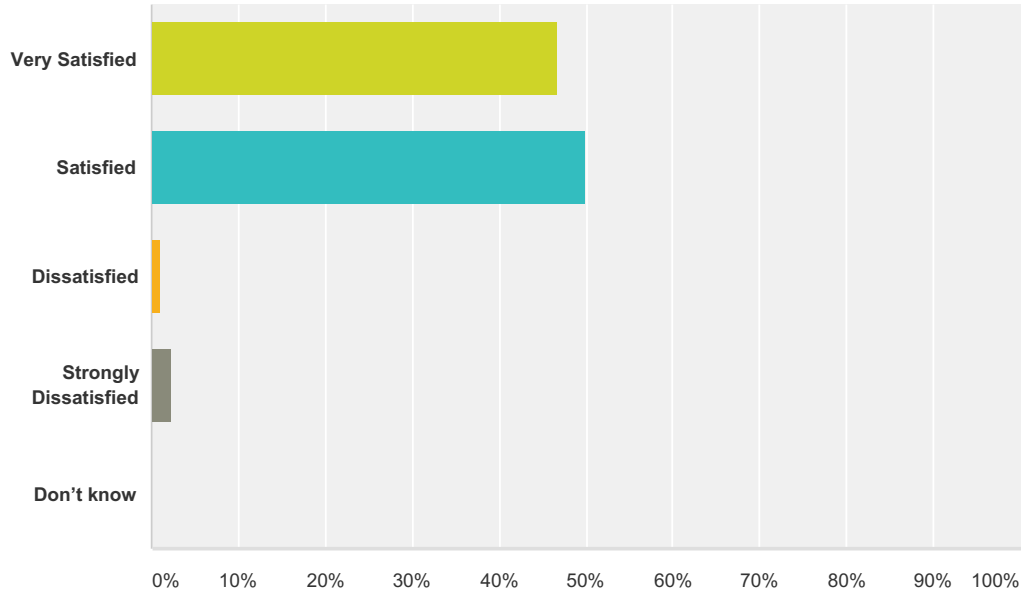
Answer Choices	Responses
Play and Learn at School (PALS)	0.00% 0
Kindergarten	17.58% 16
Grade 1	13.19% 12
Grade 2	10.99% 10
Grade 3	13.19% 12

EIPS Parent Survey 2016-2017

Grade 4	16.48%	15
Grade 5	10.99%	10
Grade 6	17.58%	16
Grade 7	0.00%	0
Grade 8	0.00%	0
Grade 9	0.00%	0
Grade 10	0.00%	0
Grade 11	0.00%	0
Grade 12	0.00%	0
Total		91

Q3 How satisfied are you with the quality of education that your child is receiving at his/her school?

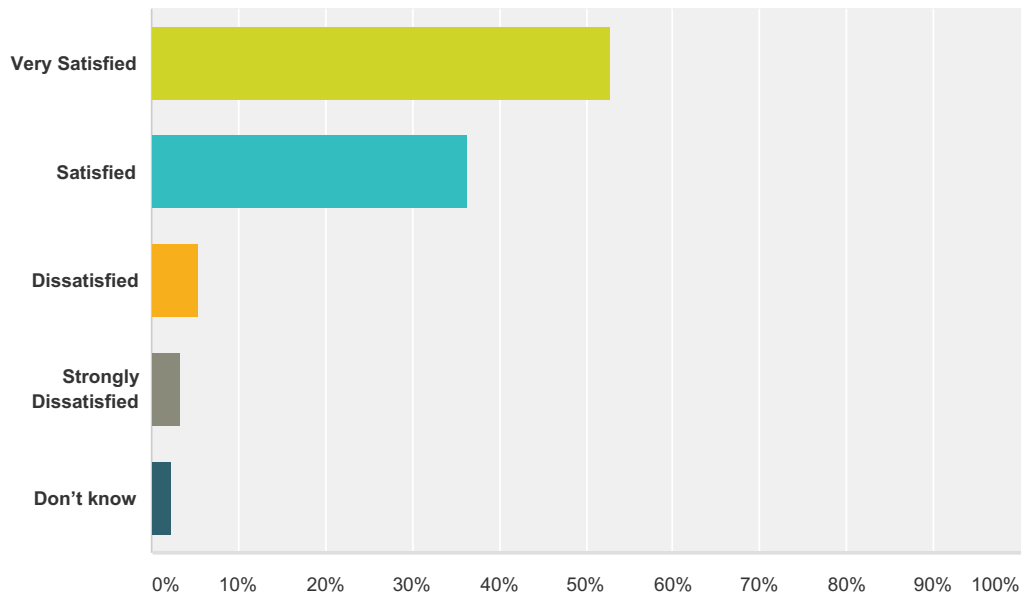
Answered: 90 Skipped: 1



Answer Choices	Responses	
Very Satisfied	46.67%	42
Satisfied	50.00%	45
Dissatisfied	1.11%	1
Strongly Dissatisfied	2.22%	2
Don't know	0.00%	0
Total		90

Q4 How satisfied are you with the quality of teaching at your child's school?

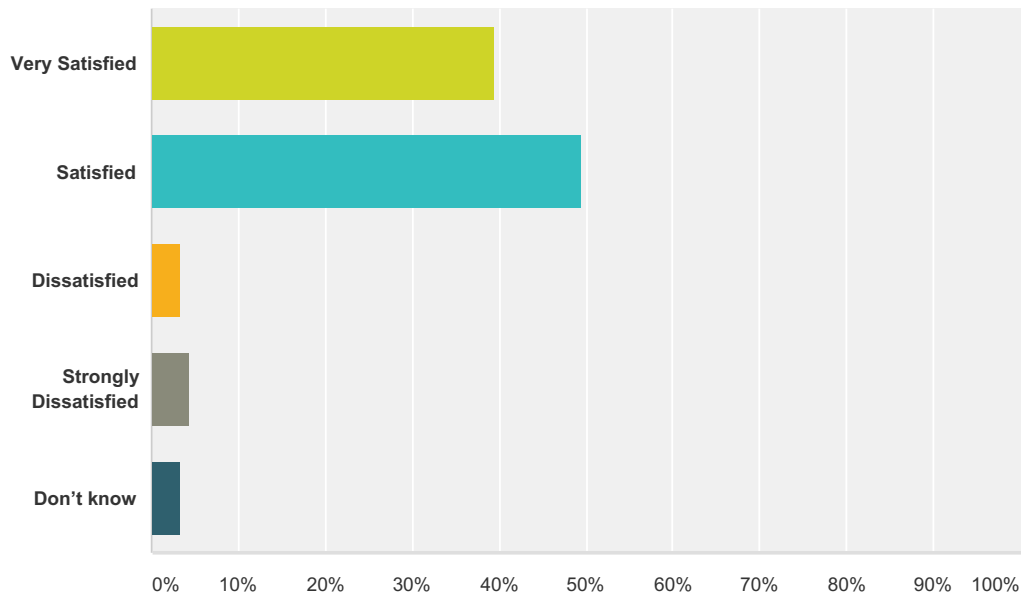
Answered: 91 Skipped: 0



Answer Choices	Responses	Count
Very Satisfied	52.75%	48
Satisfied	36.26%	33
Dissatisfied	5.49%	5
Strongly Dissatisfied	3.30%	3
Don't know	2.20%	2
Total		91

Q5 How satisfied are you with the leadership in your child's school?

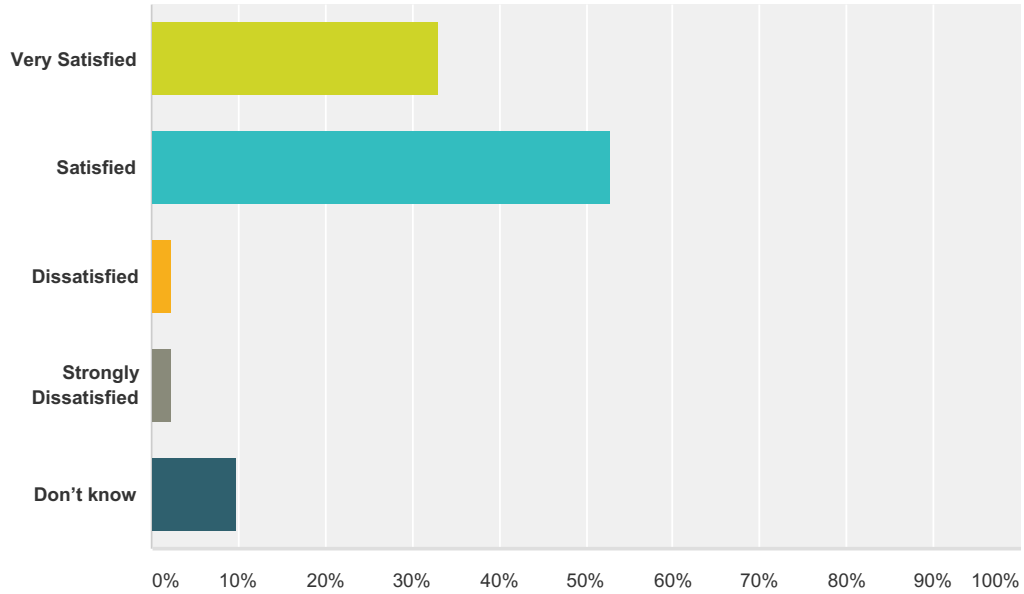
Answered: 91 Skipped: 0



Answer Choices	Responses	Count
Very Satisfied	39.56%	36
Satisfied	49.45%	45
Dissatisfied	3.30%	3
Strongly Dissatisfied	4.40%	4
Don't know	3.30%	3
Total		91

Q6 How satisfied are you with the opportunity to be involved in decisions at your child's school?

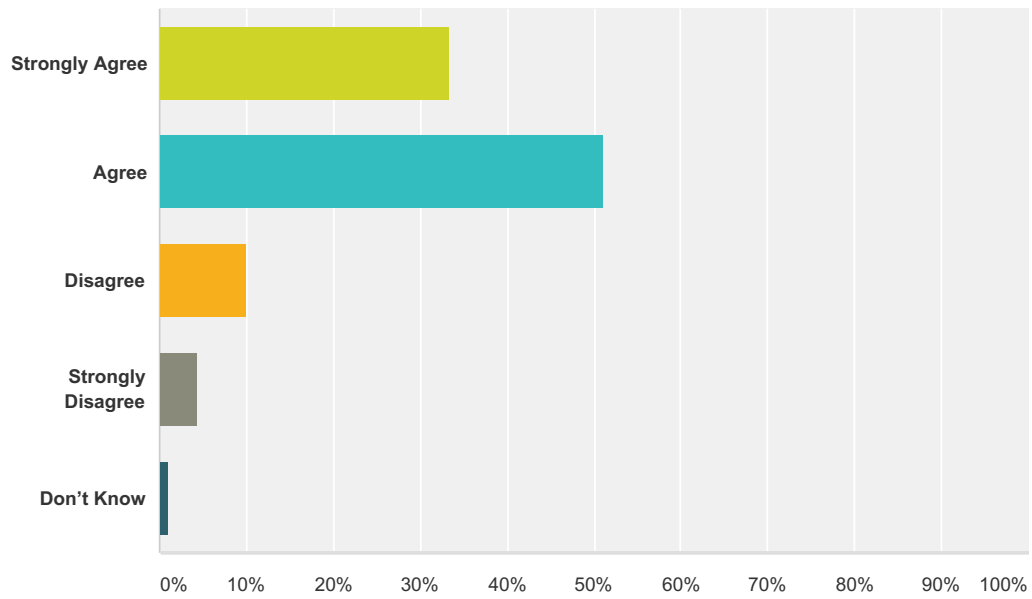
Answered: 91 Skipped: 0



Answer Choices	Responses	
Very Satisfied	32.97%	30
Satisfied	52.75%	48
Dissatisfied	2.20%	2
Strongly Dissatisfied	2.20%	2
Don't know	9.89%	9
Total		91

Q7 My child's individual needs are met.

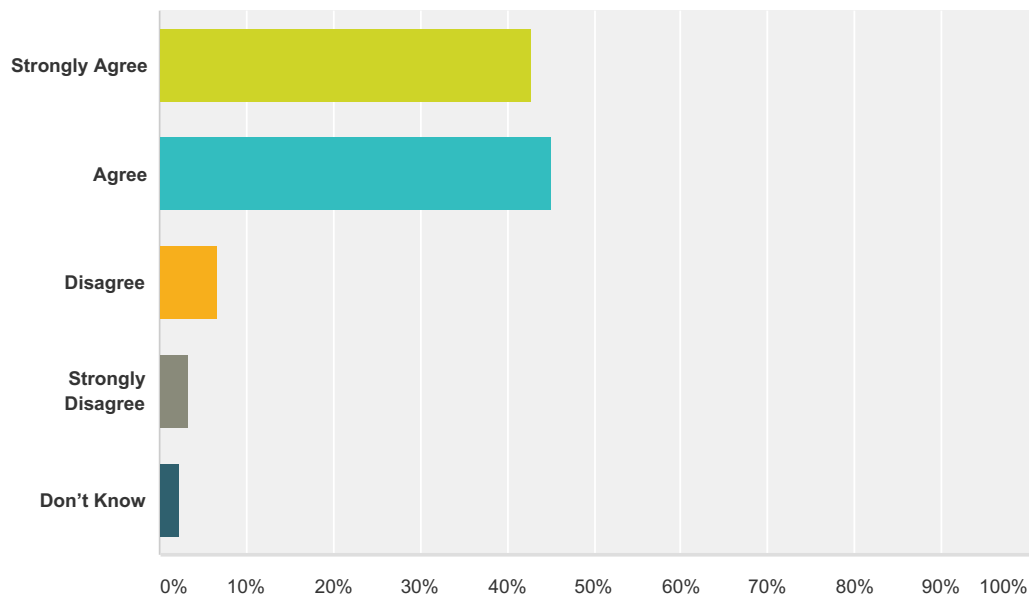
Answered: 90 Skipped: 1



Answer Choices	Responses	
Strongly Agree	33.33%	30
Agree	51.11%	46
Disagree	10.00%	9
Strongly Disagree	4.44%	4
Don't Know	1.11%	1
Total		90

Q8 The school keeps me informed about my child's progress and achievement.

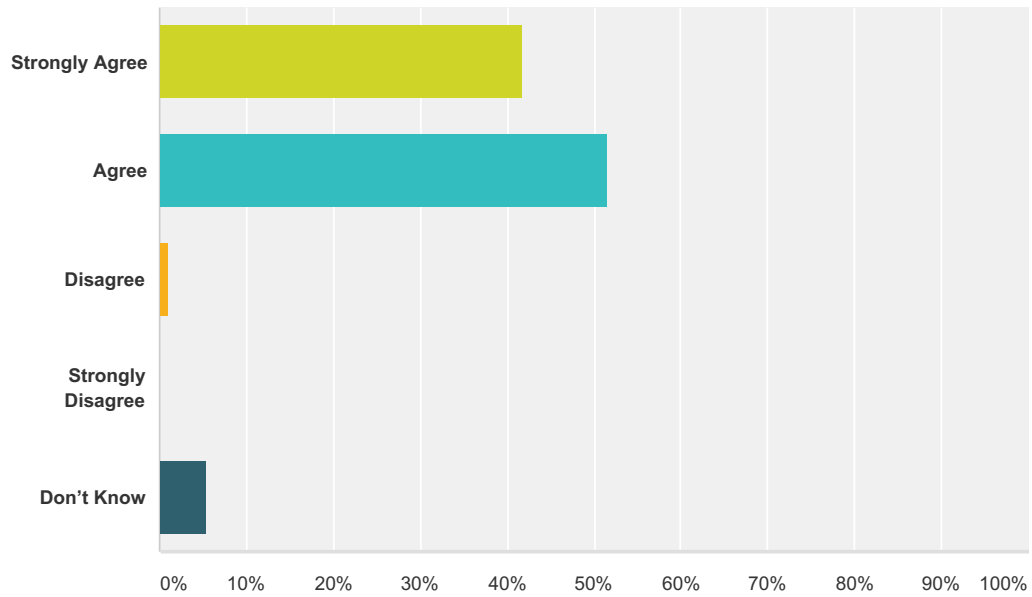
Answered: 91 Skipped: 0



Answer Choices	Responses	
Strongly Agree	42.86%	39
Agree	45.05%	41
Disagree	6.59%	6
Strongly Disagree	3.30%	3
Don't Know	2.20%	2
Total		91

Q9 The rights and responsibilities of citizenship are reinforced in my child's school.

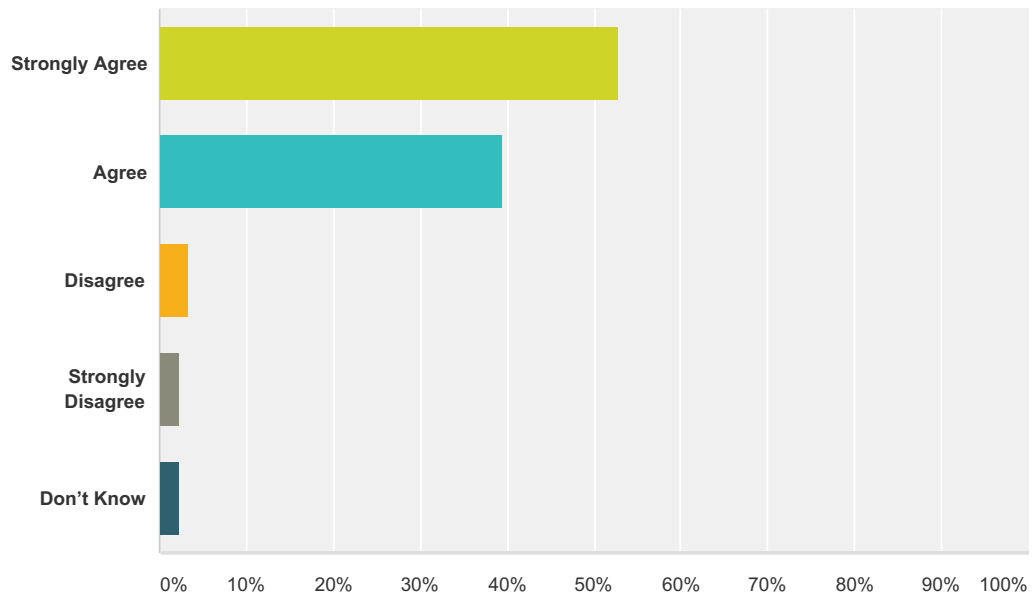
Answered: 91 Skipped: 0



Answer Choices	Responses	
Strongly Agree	41.76%	38
Agree	51.65%	47
Disagree	1.10%	1
Strongly Disagree	0.00%	0
Don't Know	5.49%	5
Total		91

Q10 The school staff care about my child.

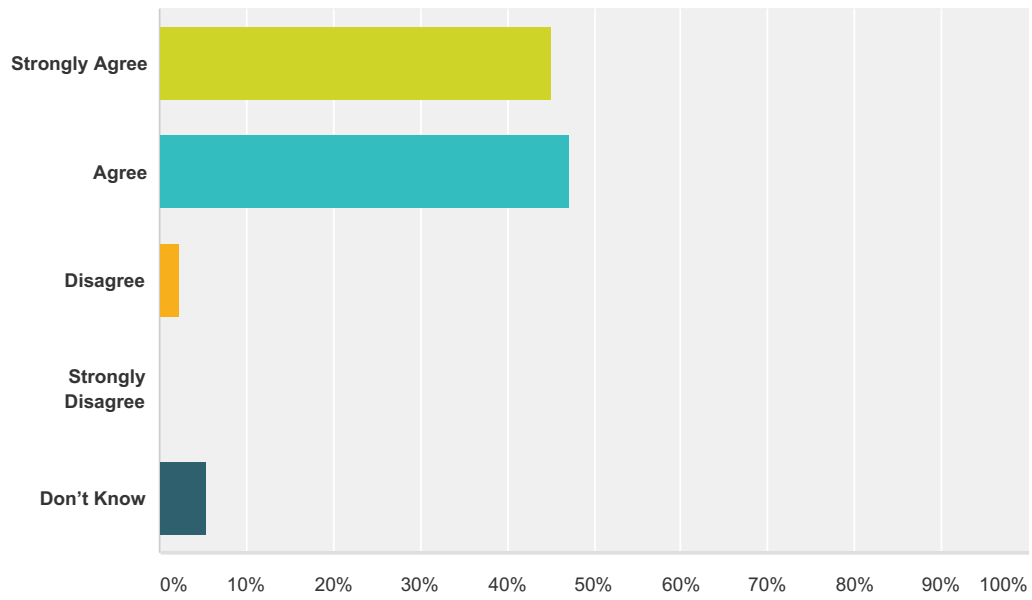
Answered: 91 Skipped: 0



Answer Choices	Responses	
Strongly Agree	52.75%	48
Agree	39.56%	36
Disagree	3.30%	3
Strongly Disagree	2.20%	2
Don't Know	2.20%	2
Total		91

Q11 My child is encouraged at school to do his or her best.

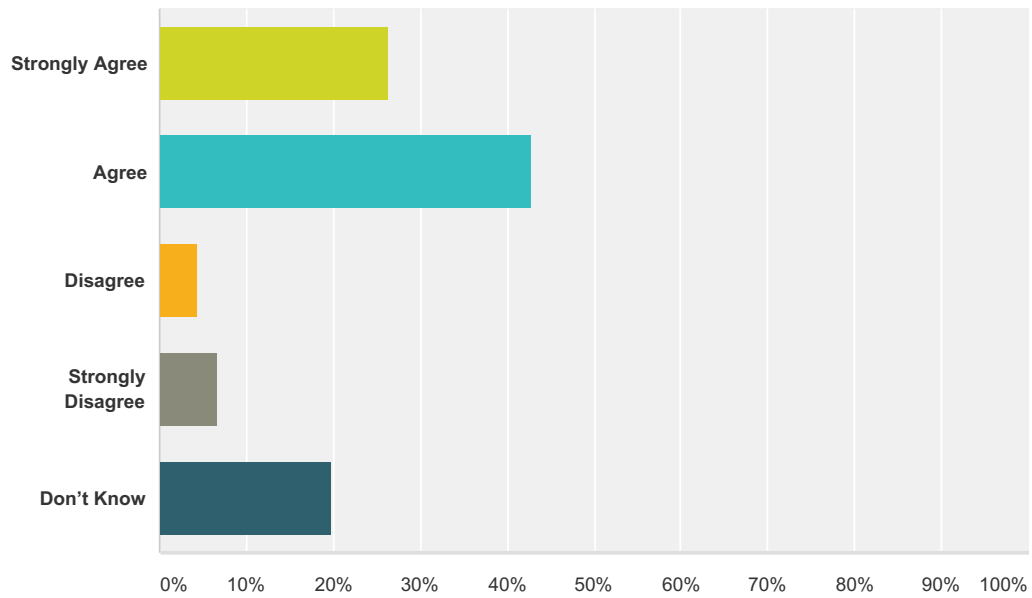
Answered: 91 Skipped: 0



Answer Choices	Responses	
Strongly Agree	45.05%	41
Agree	47.25%	43
Disagree	2.20%	2
Strongly Disagree	0.00%	0
Don't Know	5.49%	5
Total		91

Q12 Discipline is handled in a fair and reasonable manner in my child's school.

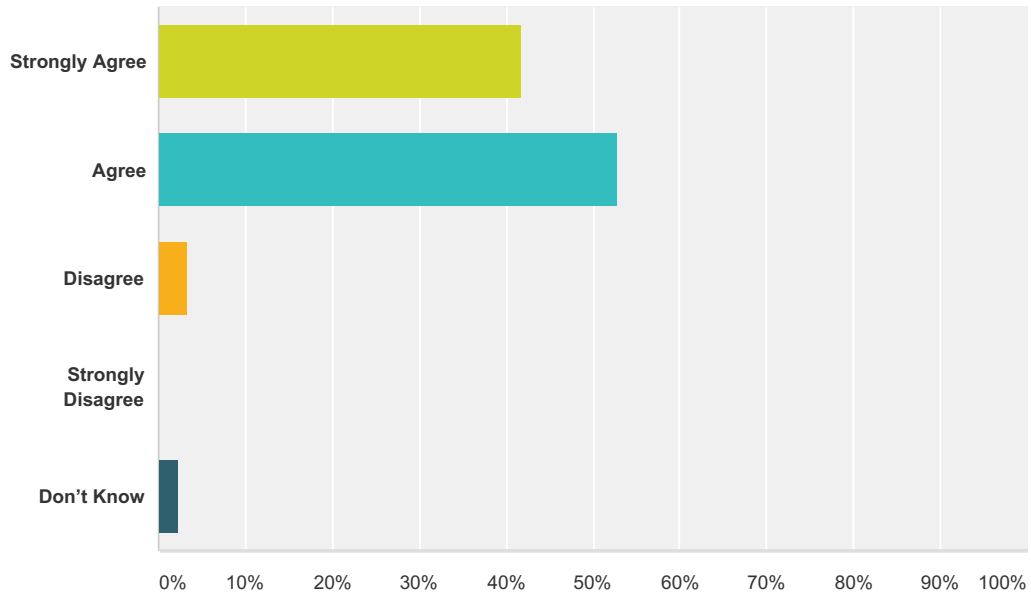
Answered: 91 Skipped: 0



Answer Choices	Responses	Count
Strongly Agree	26.37%	24
Agree	42.86%	39
Disagree	4.40%	4
Strongly Disagree	6.59%	6
Don't Know	19.78%	18
Total		91

Q13 My child's school is safe.

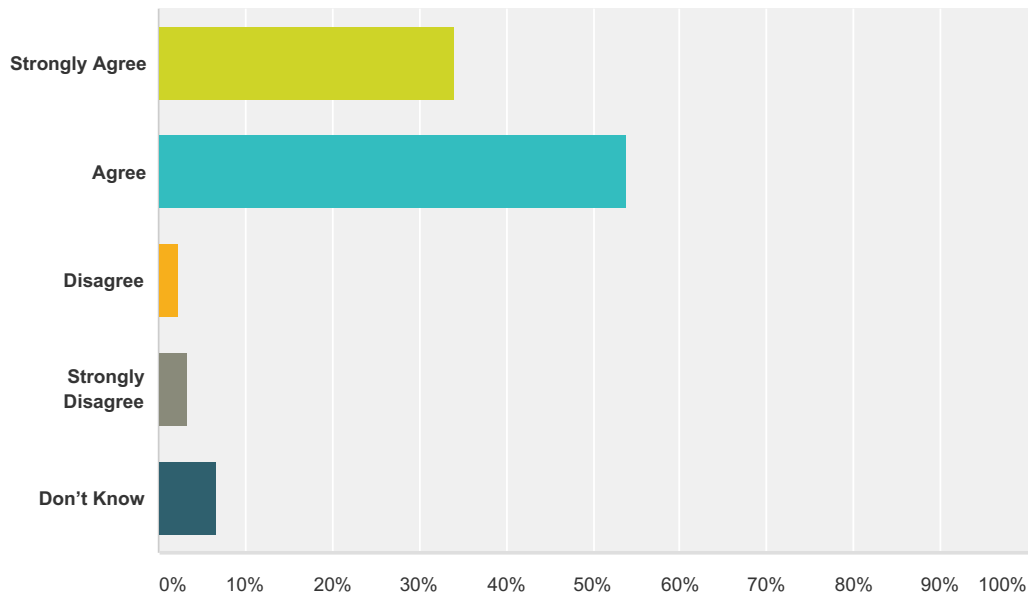
Answered: 91 Skipped: 0



Answer Choices	Responses	
Strongly Agree	41.76%	38
Agree	52.75%	48
Disagree	3.30%	3
Strongly Disagree	0.00%	0
Don't Know	2.20%	2
Total		91

Q14 There is open and honest communication within my child's school.

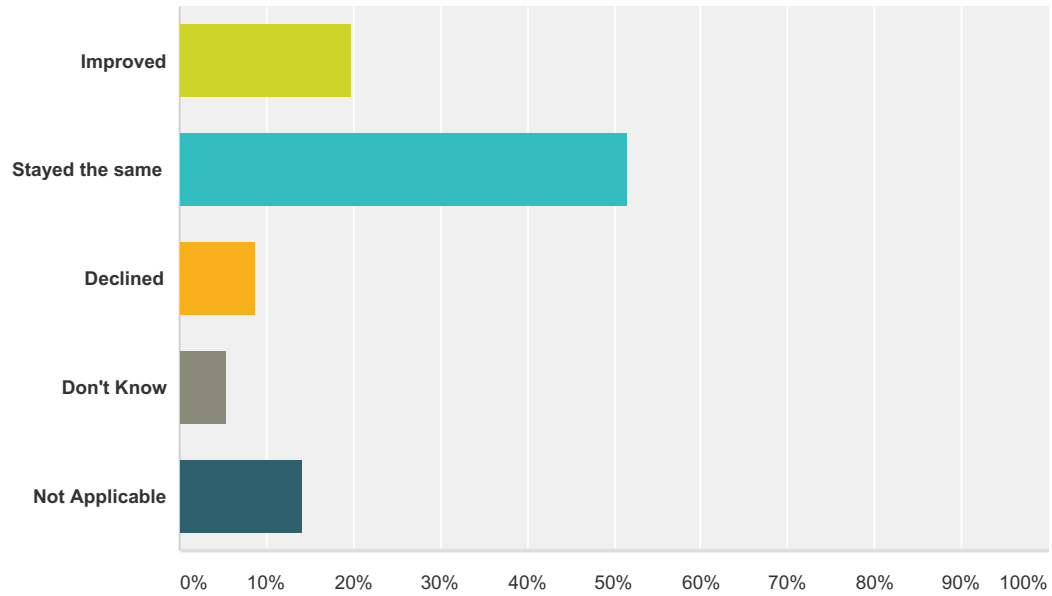
Answered: 91 Skipped: 0



Answer Choices	Responses	
Strongly Agree	34.07%	31
Agree	53.85%	49
Disagree	2.20%	2
Strongly Disagree	3.30%	3
Don't Know	6.59%	6
Total		91

Q15 In your opinion, has the quality of education that your child experienced at school improved, stayed the same, or declined in the past three years?

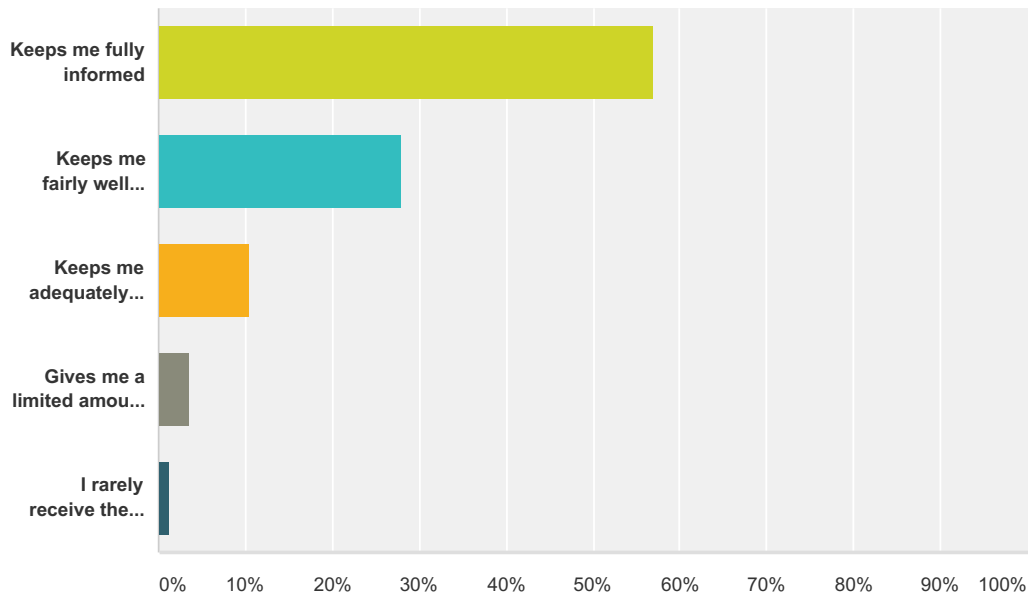
Answered: 91 Skipped: 0



Answer Choices	Responses	Count
Improved	19.78%	18
Stayed the same	51.65%	47
Declined	8.79%	8
Don't Know	5.49%	5
Not Applicable	14.29%	13
Total		91

Q16 Elk Island Public Schools appreciates the opportunity to stay connected with parents about news, activities, programs and other matters of importance. What is your impression of the communications you receive from your school?

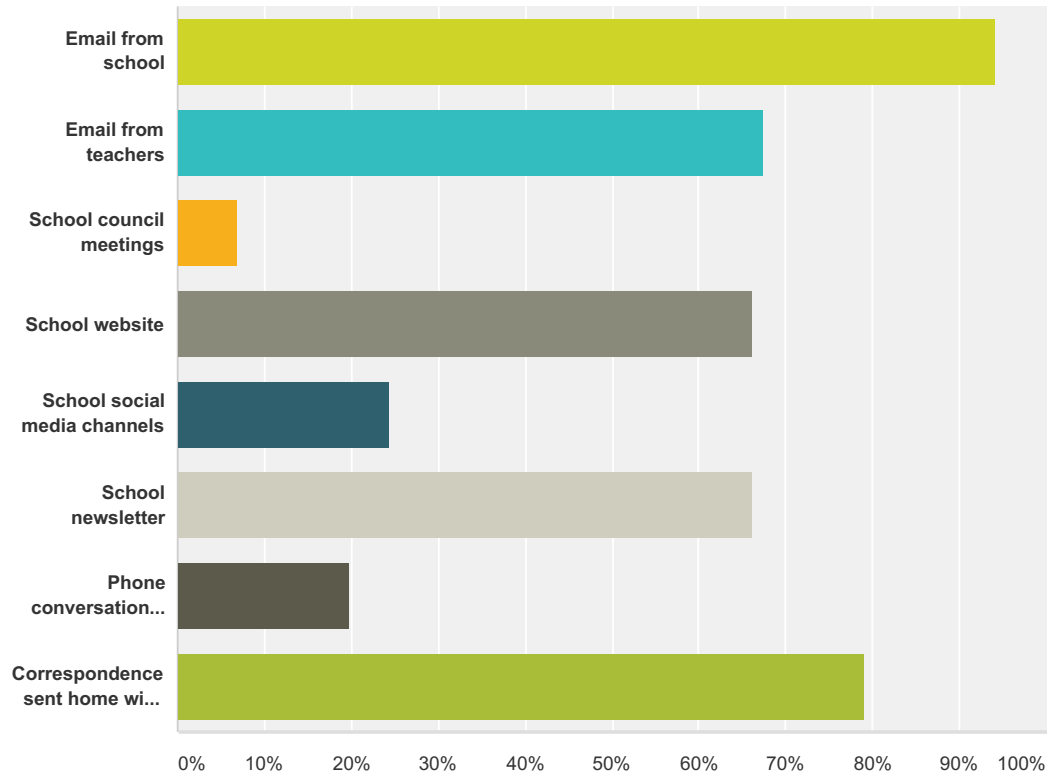
Answered: 86 Skipped: 5



Answer Choices	Responses
Keeps me fully informed	56.98% 49
Keeps me fairly well informed	27.91% 24
Keeps me adequately informed	10.47% 9
Gives me a limited amount of information	3.49% 3
I rarely receive the information I need	1.16% 1
Total	86

Q17 Do you regularly make use of the following to keep up to date on school activities, programs, etc.? Check all that apply.

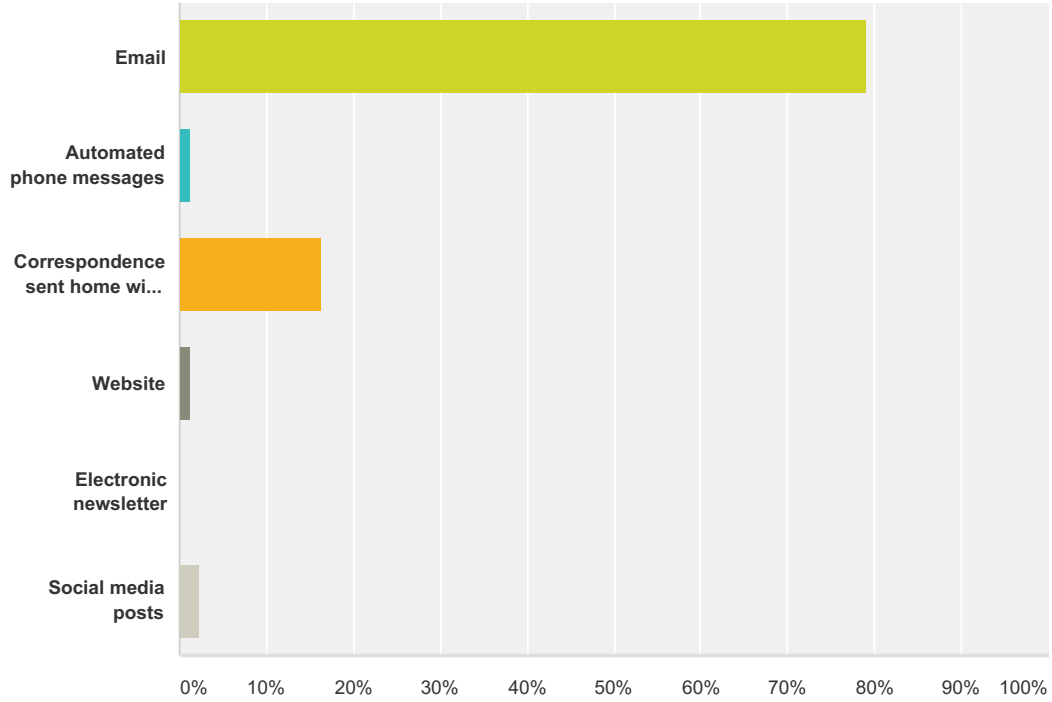
Answered: 86 Skipped: 5



Answer Choices	Responses	Count
Email from school	94.19%	81
Email from teachers	67.44%	58
School council meetings	6.98%	6
School website	66.28%	57
School social media channels	24.42%	21
School newsletter	66.28%	57
Phone conversations with school and/or teachers	19.77%	17
Correspondence sent home with your child	79.07%	68
Total Respondents: 86		

Q18 What is your most preferred method of communications from the school and Division?

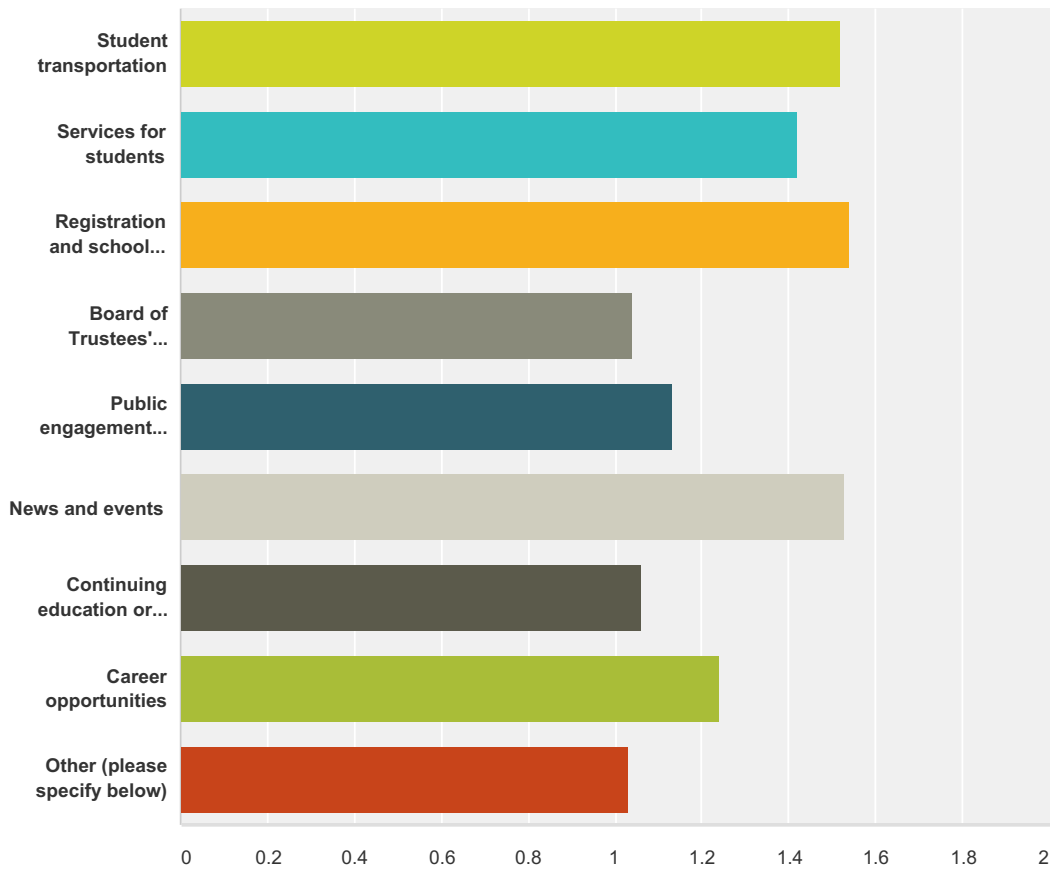
Answered: 86 Skipped: 5



Answer Choices	Responses
Email	79.07% 68
Automated phone messages	1.16% 1
Correspondence sent home with your child	16.28% 14
Website	1.16% 1
Electronic newsletter	0.00% 0
Social media posts	2.33% 2
Total	86

Q19 Do you visit the Division website (www.eips.ca) for information on:

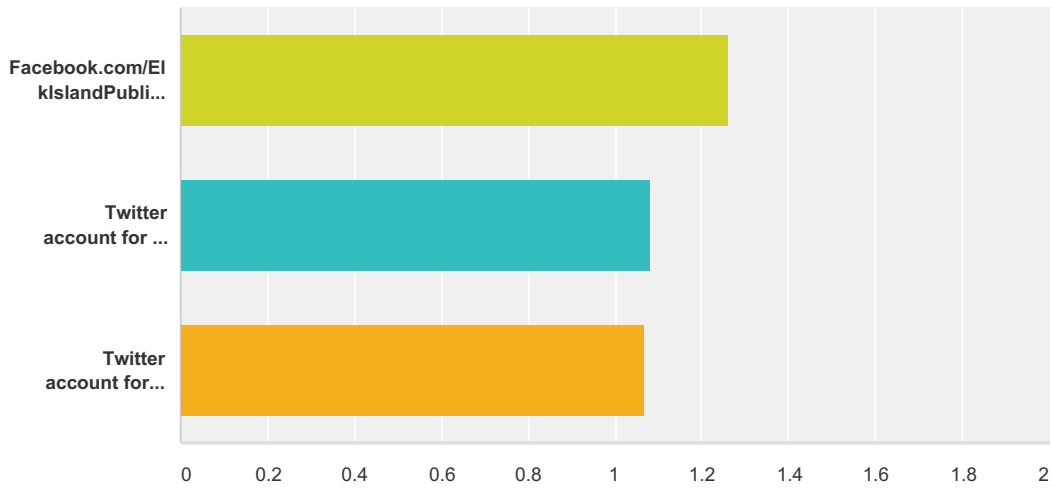
Answered: 86 Skipped: 5



	Yes	No	Total	Weighted Average
Student transportation	52.33% 45	47.67% 41	86	1.52
Services for students	41.86% 36	58.14% 50	86	1.42
Registration and school boundaries	54.12% 46	45.88% 39	85	1.54
Board of Trustees' meetings	3.57% 3	96.43% 81	84	1.04
Public engagement initiatives	13.10% 11	86.90% 73	84	1.13
News and events	52.94% 45	47.06% 40	85	1.53
Continuing education or summer courses	5.95% 5	94.05% 79	84	1.06
Career opportunities	23.81% 20	76.19% 64	84	1.24
Other (please specify below)	2.94% 2	97.06% 66	68	1.03

Q20 Elk Island Public Schools shares news and information on its social media channels. Do you follow:

Answered: 86 Skipped: 5



	Yes	No	Total	Weighted Average
Facebook.com/ElkIslandPublicSchools	25.58% 22	74.42% 64	86	1.26
Twitter account for the Division (@eips)	8.24% 7	91.76% 78	85	1.08
Twitter account for EIPS Student Transportation (@eipsST)	7.06% 6	92.94% 79	85	1.07