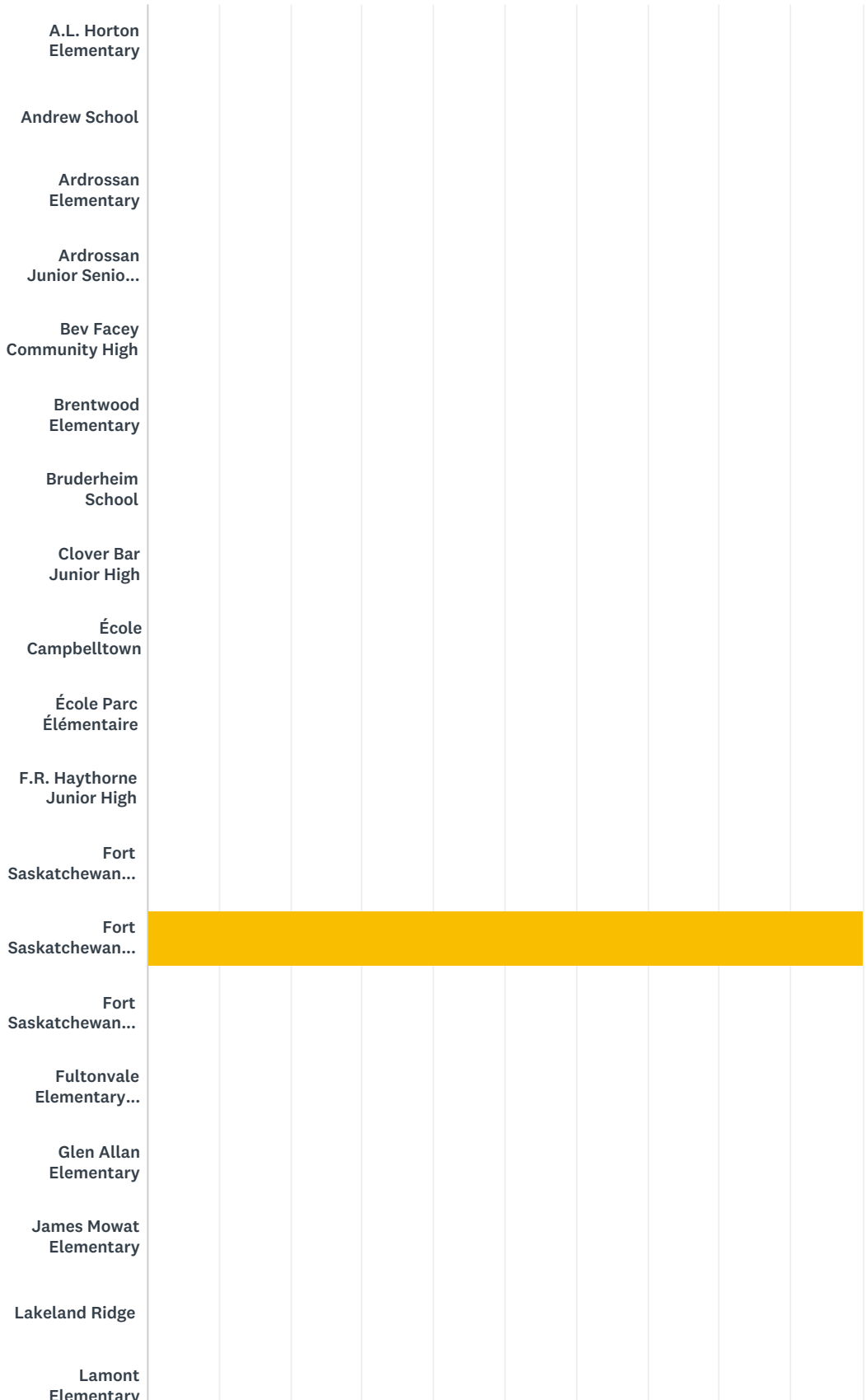



Q1 Please indicate the school your child attends.

Answered: 37 Skipped: 0



EIPS Parent Survey 2017-18



ANSWER CHOICES	RESPONSES
A.L. Horton Elementary	0.00% 0

EIPS Parent Survey 2017-18

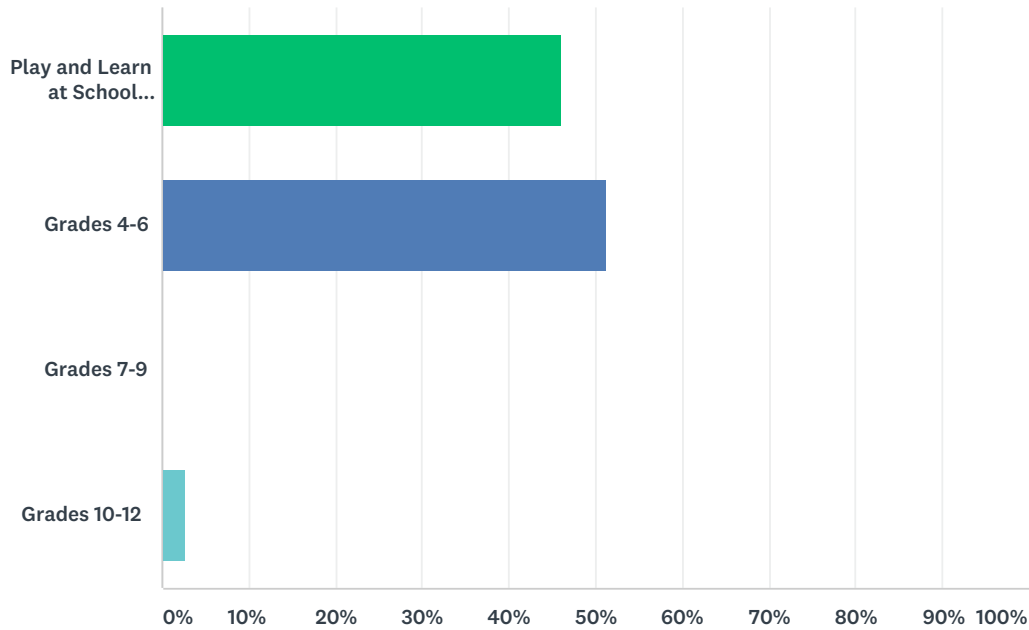
Andrew School	0.00%	0
Ardrossan Elementary	0.00%	0
Ardrossan Junior Senior High	0.00%	0
Bev Facey Community High	0.00%	0
Brentwood Elementary	0.00%	0
Bruderheim School	0.00%	0
Clover Bar Junior High	0.00%	0
École Campbelltown	0.00%	0
École Parc Élémentaire	0.00%	0
F.R. Haythorne Junior High	0.00%	0
Fort Saskatchewan Christian	0.00%	0
Fort Saskatchewan Elementary	100.00%	37
Fort Saskatchewan Senior High	0.00%	0
Fultonvale Elementary Junior High	0.00%	0
Glen Allan Elementary	0.00%	0
James Mowat Elementary	0.00%	0
Lakeland Ridge	0.00%	0
Lamont Elementary	0.00%	0
Lamont High	0.00%	0
Mills Haven Elementary	0.00%	0
Mundare School	0.00%	0
Next Step/Outreach	0.00%	0
Pine Street Elementary	0.00%	0
Rudolph Hennig Junior High	0.00%	0
Salisbury Composite High	0.00%	0
Sherwood Heights Junior High	0.00%	0
SouthPointe School	0.00%	0
Strathcona Christian Academy Elementary	0.00%	0
Strathcona Christian Academy Secondary	0.00%	0
Uncas Elementary	0.00%	0
Vegreville Composite High	0.00%	0
Wes Hosford Elementary	0.00%	0
Westboro Elementary	0.00%	0
Win Ferguson Elementary	0.00%	0

EIPS Parent Survey 2017-18

Woodbridge Farms Elementary	0.00%	0
Wye Elementary	0.00%	0
TOTAL		37

Q2 Please indicate your child's grade.

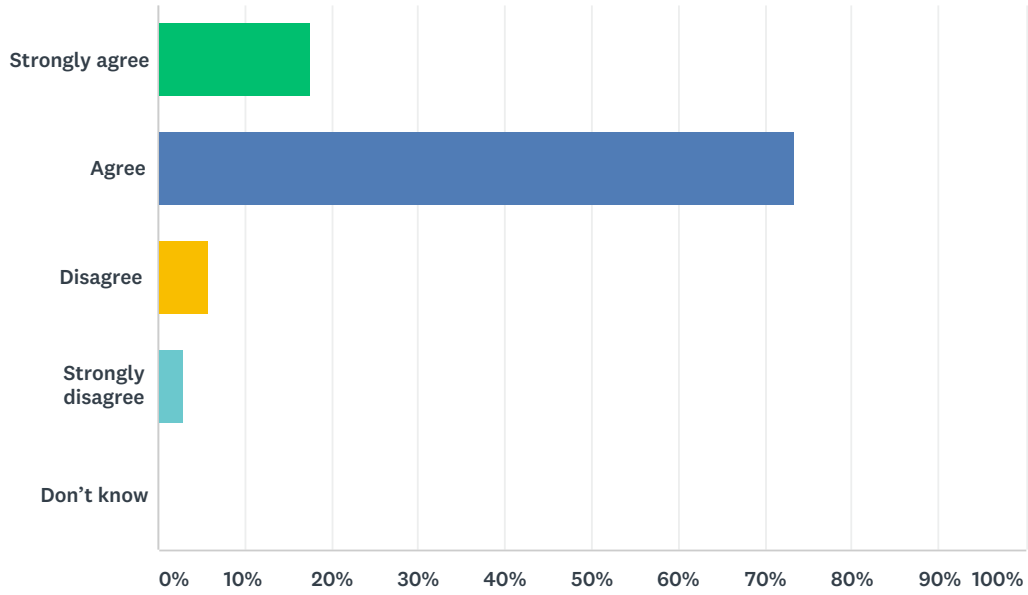
Answered: 37 Skipped: 0



ANSWER CHOICES	RESPONSES	
Play and Learn at School (PALS) Kindergarten Grades 1-3	45.95%	17
Grades 4-6	51.35%	19
Grades 7-9	0.00%	0
Grades 10-12	2.70%	1
TOTAL		37

Q3 My child's individual needs are met.

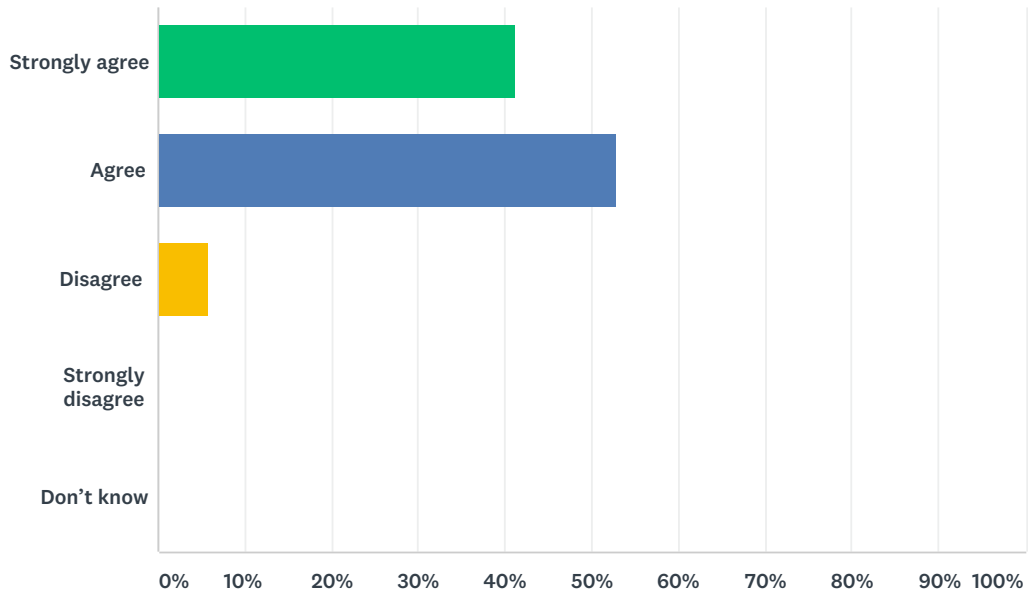
Answered: 34 Skipped: 3



ANSWER CHOICES	RESPONSES	
Strongly agree	17.65%	6
Agree	73.53%	25
Disagree	5.88%	2
Strongly disagree	2.94%	1
Don't know	0.00%	0
TOTAL		34

Q4 My child is encouraged at school to do his or her best.

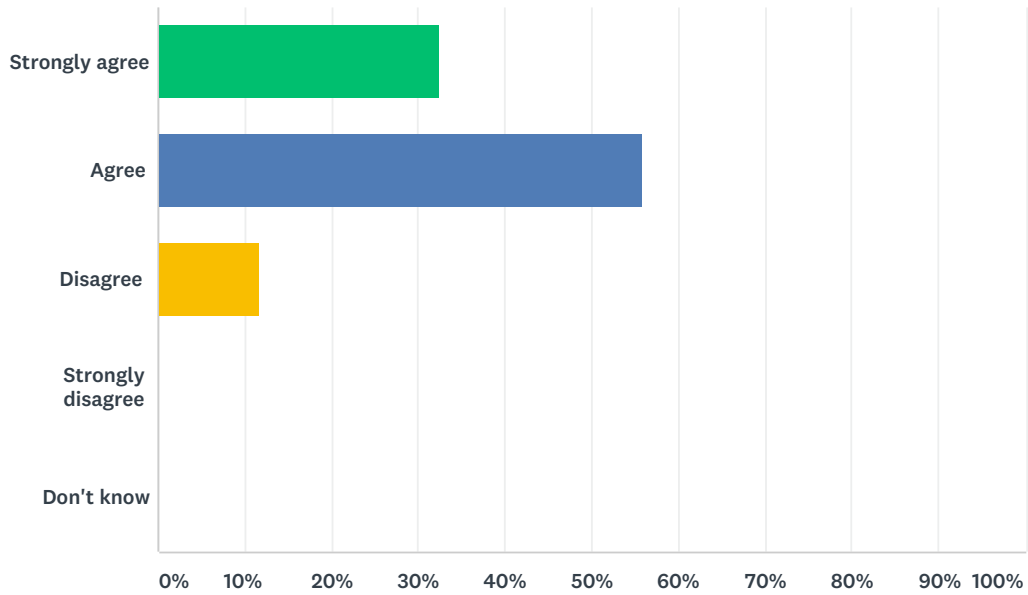
Answered: 34 Skipped: 3



ANSWER CHOICES	RESPONSES	
Strongly agree	41.18%	14
Agree	52.94%	18
Disagree	5.88%	2
Strongly disagree	0.00%	0
Don't know	0.00%	0
TOTAL		34

Q5 My child is demonstrating growth in literacy.

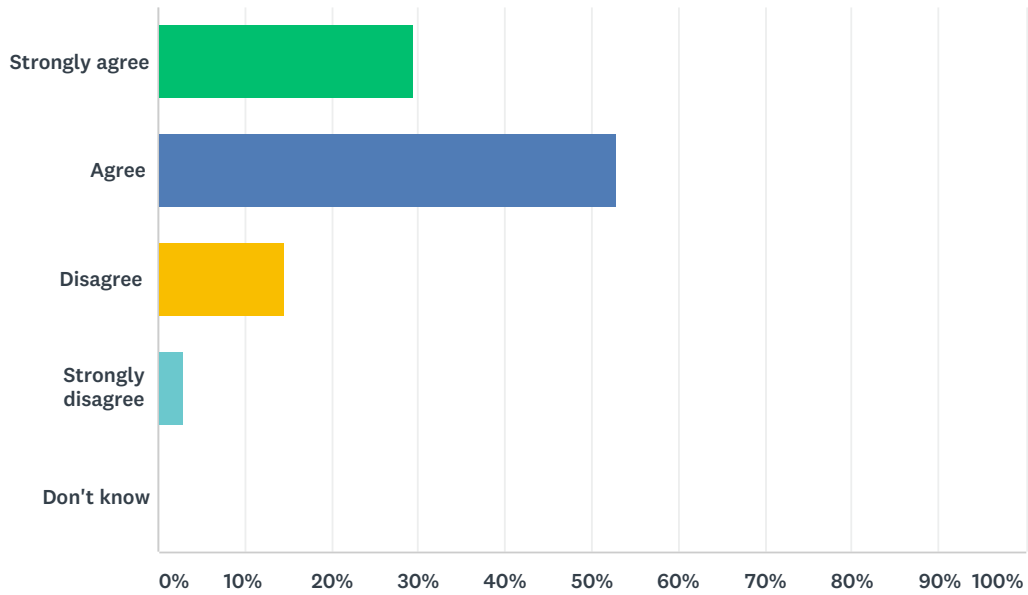
Answered: 34 Skipped: 3



ANSWER CHOICES	RESPONSES	
Strongly agree	32.35%	11
Agree	55.88%	19
Disagree	11.76%	4
Strongly disagree	0.00%	0
Don't know	0.00%	0
TOTAL		34

Q6 My child is demonstrating growth in numeracy.

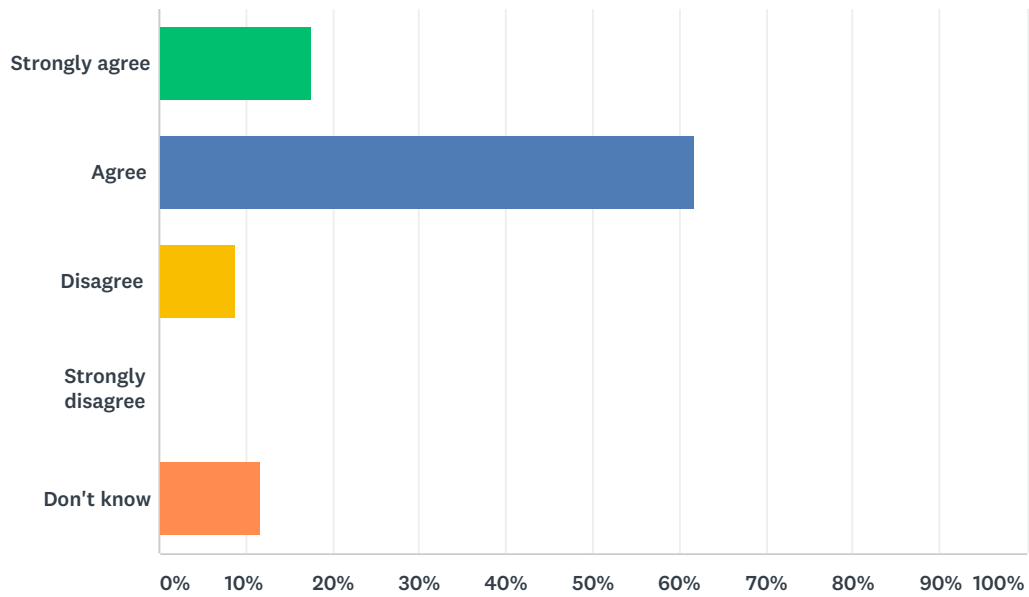
Answered: 34 Skipped: 3



ANSWER CHOICES	RESPONSES	
Strongly agree	29.41%	10
Agree	52.94%	18
Disagree	14.71%	5
Strongly disagree	2.94%	1
Don't know	0.00%	0
TOTAL		34

Q7 My child has an understanding of First Nations, Métis and Inuit culture and history.

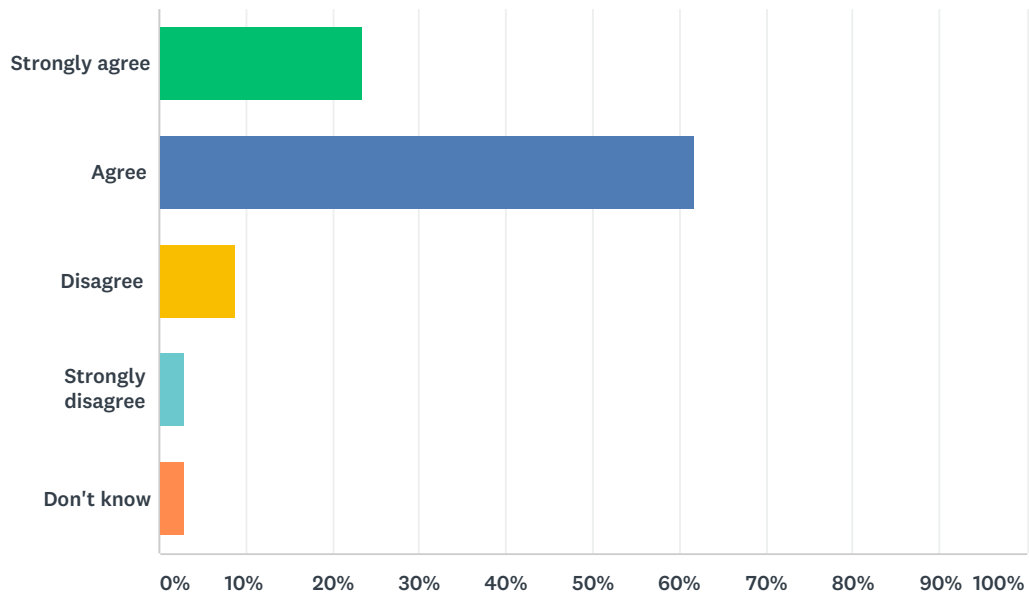
Answered: 34 Skipped: 3



ANSWER CHOICES	RESPONSES	
Strongly agree	17.65%	6
Agree	61.76%	21
Disagree	8.82%	3
Strongly disagree	0.00%	0
Don't know	11.76%	4
TOTAL		34

Q8 My child is being taught knowledge, skills and attitudes necessary to be successful in life.

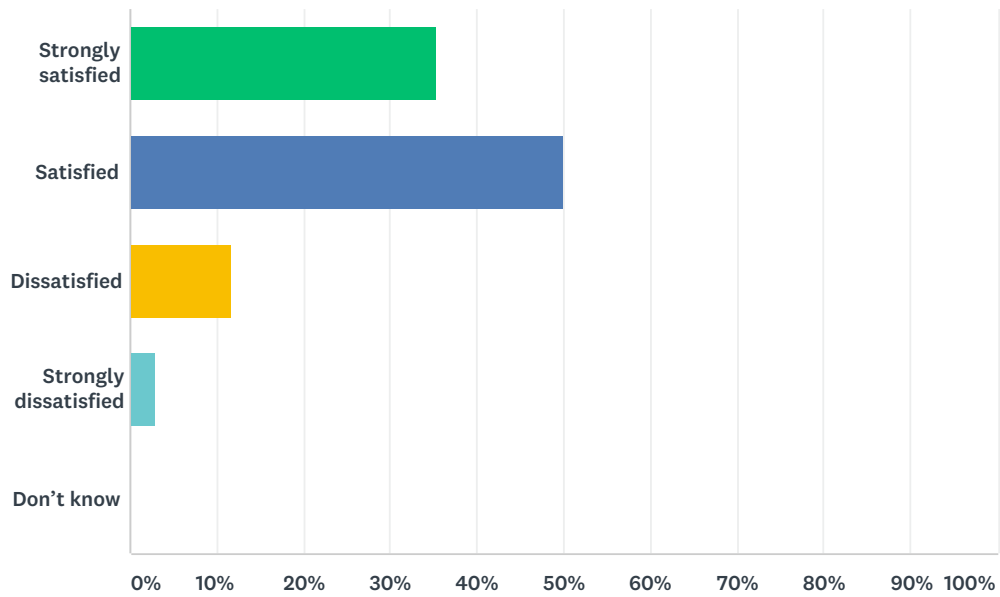
Answered: 34 Skipped: 3



ANSWER CHOICES	RESPONSES	
Strongly agree	23.53%	8
Agree	61.76%	21
Disagree	8.82%	3
Strongly disagree	2.94%	1
Don't know	2.94%	1
TOTAL		34

Q9 How satisfied are you with the quality of education your child is receiving at his or her school?

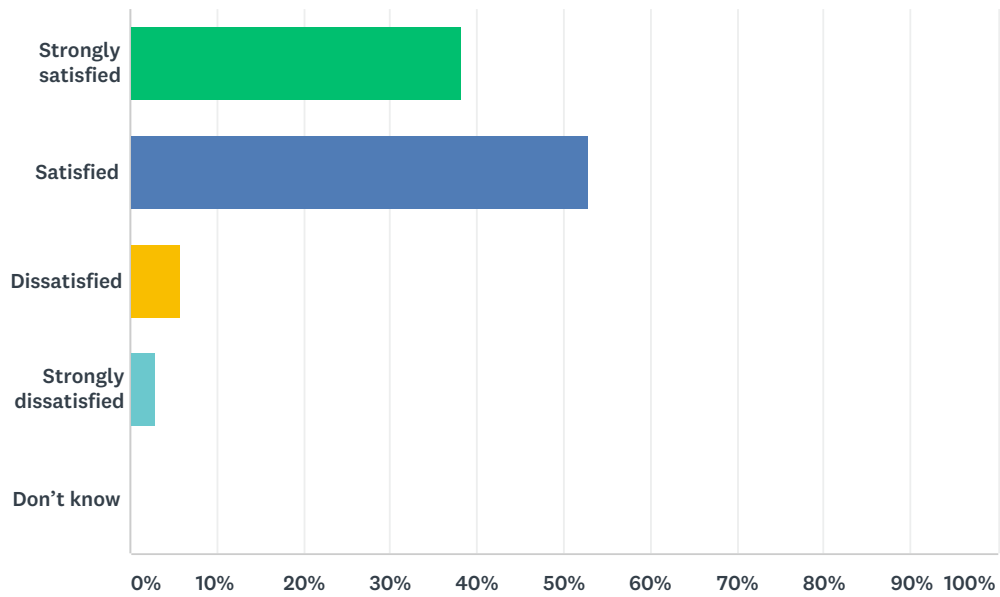
Answered: 34 Skipped: 3



ANSWER CHOICES	RESPONSES	
Strongly satisfied	35.29%	12
Satisfied	50.00%	17
Dissatisfied	11.76%	4
Strongly dissatisfied	2.94%	1
Don't know	0.00%	0
TOTAL		34

Q10 How satisfied are you with the quality of teaching at your child's school?

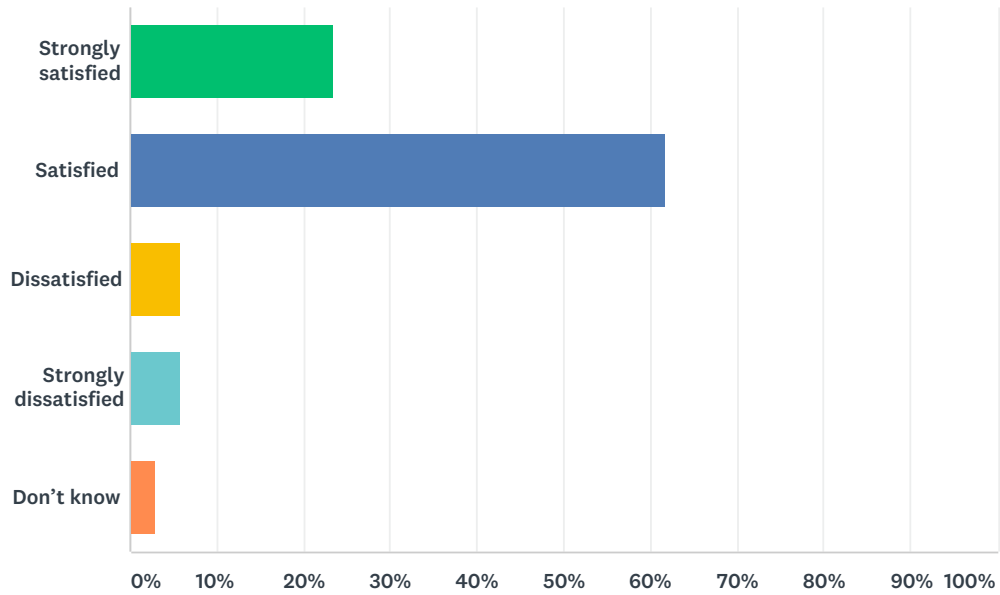
Answered: 34 Skipped: 3



ANSWER CHOICES	RESPONSES	
Strongly satisfied	38.24%	13
Satisfied	52.94%	18
Dissatisfied	5.88%	2
Strongly dissatisfied	2.94%	1
Don't know	0.00%	0
TOTAL		34

Q11 How satisfied are you with the leadership in your child's school?

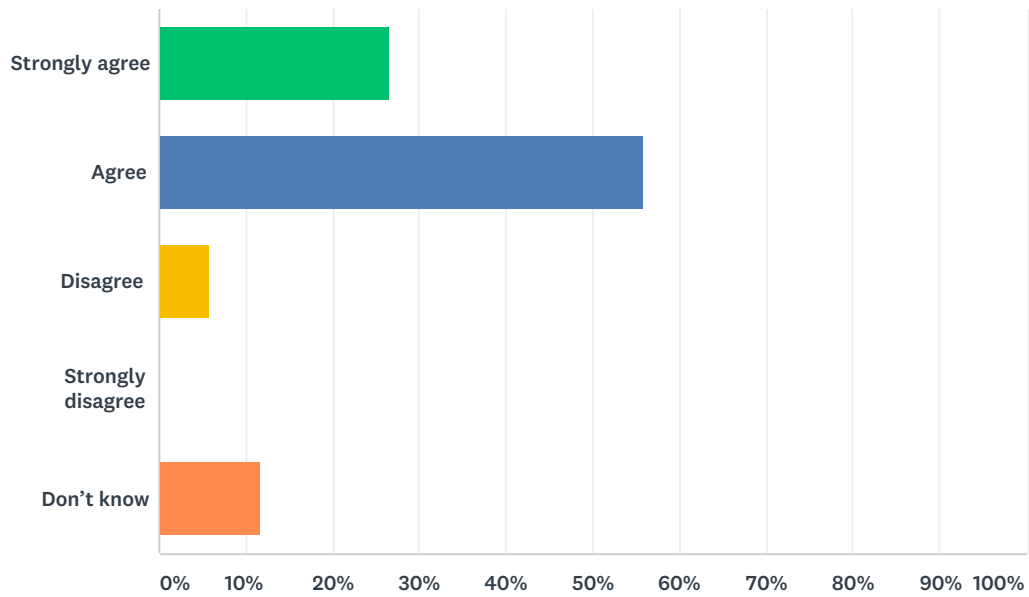
Answered: 34 Skipped: 3



ANSWER CHOICES	RESPONSES	
Strongly satisfied	23.53%	8
Satisfied	61.76%	21
Dissatisfied	5.88%	2
Strongly dissatisfied	5.88%	2
Don't know	2.94%	1
TOTAL		34

Q12 The rights and responsibilities of citizenship are reinforced in my child's school.

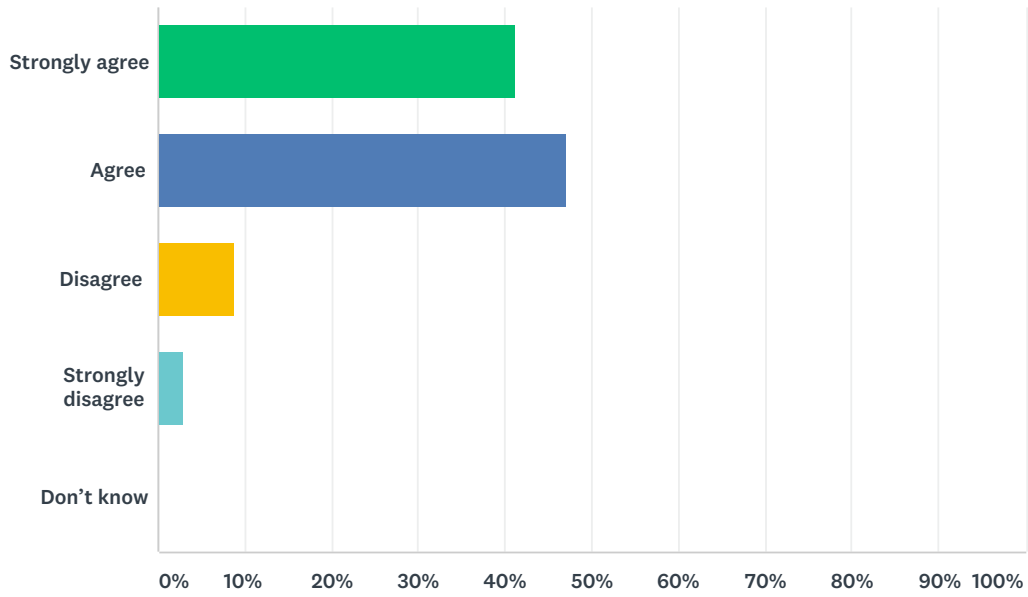
Answered: 34 Skipped: 3



ANSWER CHOICES	RESPONSES	
Strongly agree	26.47%	9
Agree	55.88%	19
Disagree	5.88%	2
Strongly disagree	0.00%	0
Don't know	11.76%	4
TOTAL		34

Q13 The school staff care about my child.

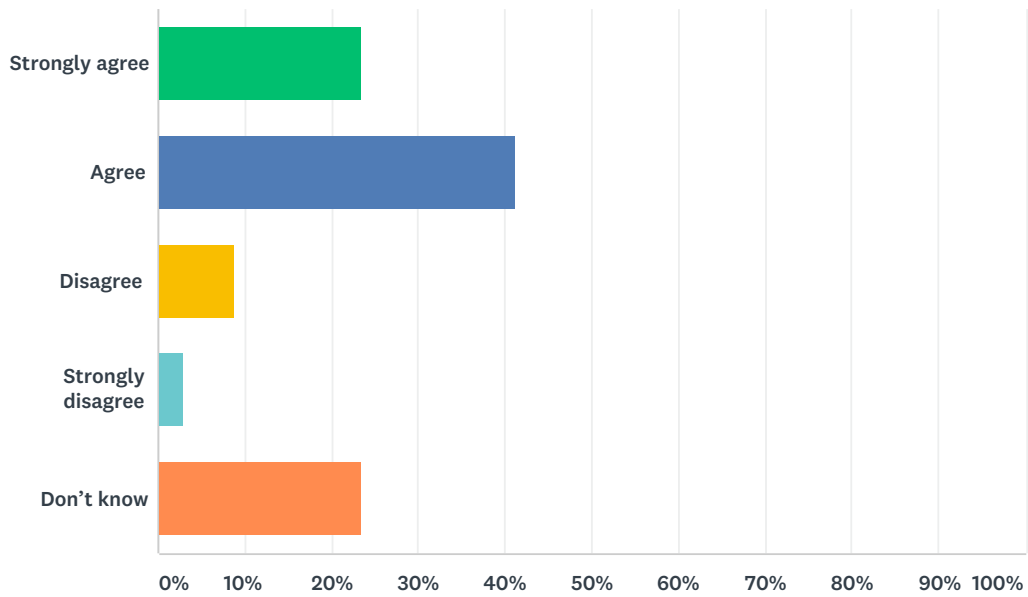
Answered: 34 Skipped: 3



ANSWER CHOICES	RESPONSES	
Strongly agree	41.18%	14
Agree	47.06%	16
Disagree	8.82%	3
Strongly disagree	2.94%	1
Don't know	0.00%	0
TOTAL		34

Q14 Discipline is handled in a fair and reasonable manner in my child's school.

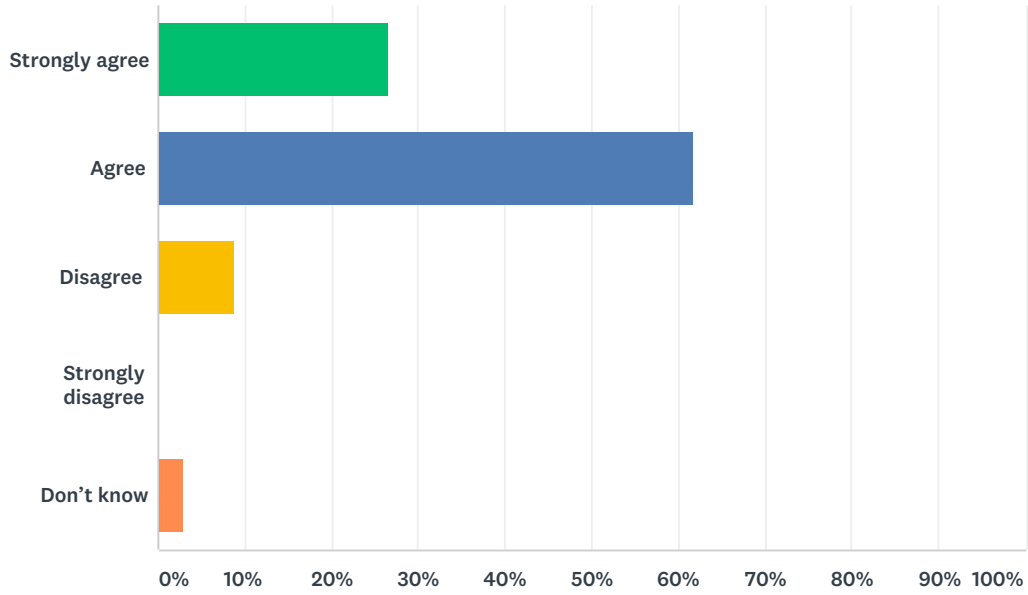
Answered: 34 Skipped: 3



ANSWER CHOICES	RESPONSES	
Strongly agree	23.53%	8
Agree	41.18%	14
Disagree	8.82%	3
Strongly disagree	2.94%	1
Don't know	23.53%	8
TOTAL		34

Q15 My child's school is safe.

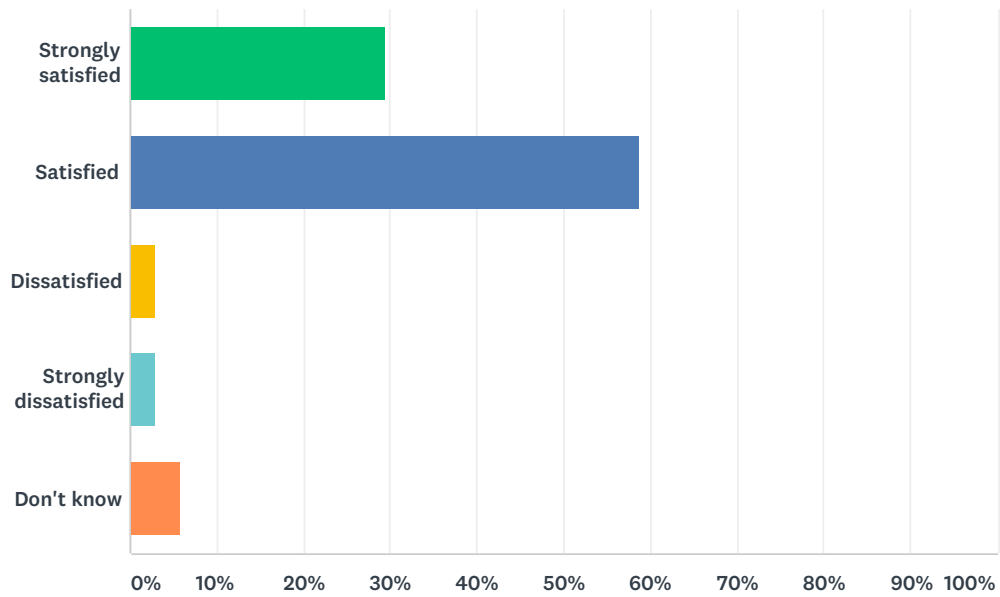
Answered: 34 Skipped: 3



ANSWER CHOICES	RESPONSES	
Strongly agree	26.47%	9
Agree	61.76%	21
Disagree	8.82%	3
Strongly disagree	0.00%	0
Don't know	2.94%	1
TOTAL		34

Q16 How satisfied are you with the resources available to support your child's learning?

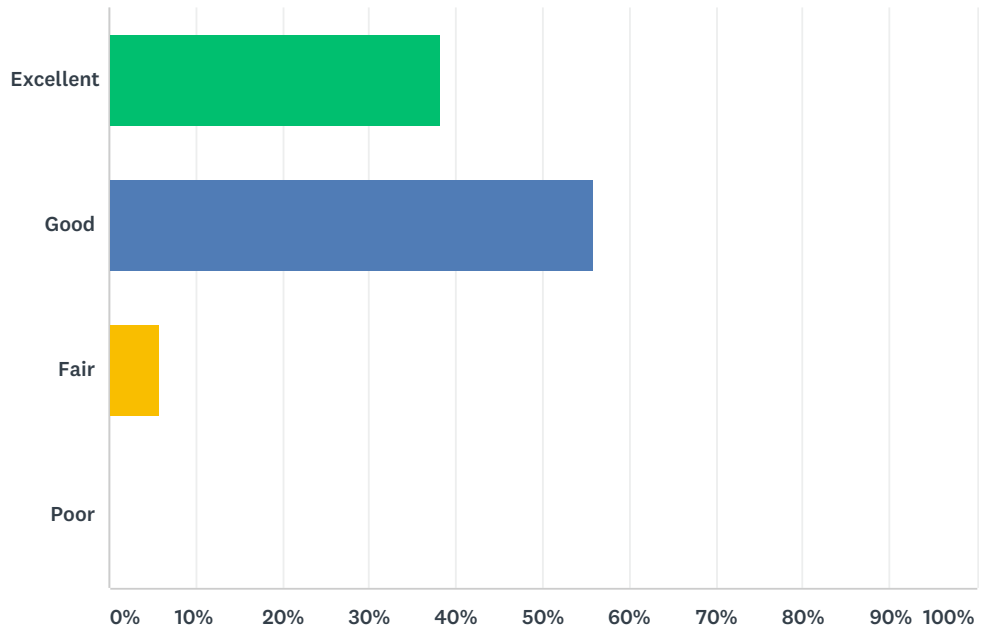
Answered: 34 Skipped: 3



ANSWER CHOICES	RESPONSES	
Strongly satisfied	29.41%	10
Satisfied	58.82%	20
Dissatisfied	2.94%	1
Strongly dissatisfied	2.94%	1
Don't know	5.88%	2
TOTAL		34

Q17 How would you rate the physical condition of your child's school?

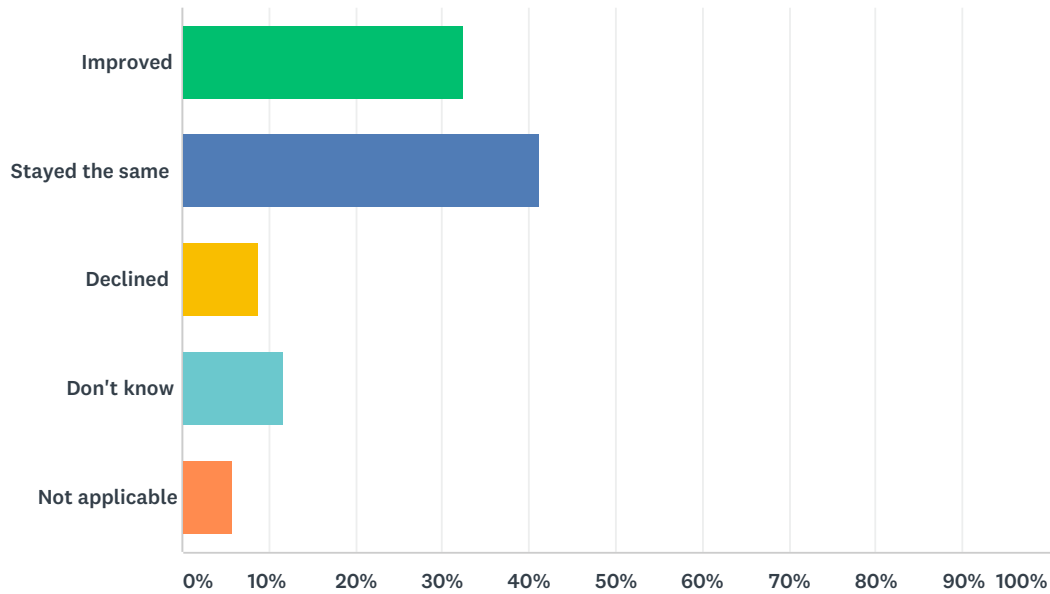
Answered: 34 Skipped: 3



ANSWER CHOICES	RESPONSES	
Excellent	38.24%	13
Good	55.88%	19
Fair	5.88%	2
Poor	0.00%	0
TOTAL		34

Q18 In your opinion, has the quality of education your child has experienced at school improved, stayed the same or declined in the past three years?

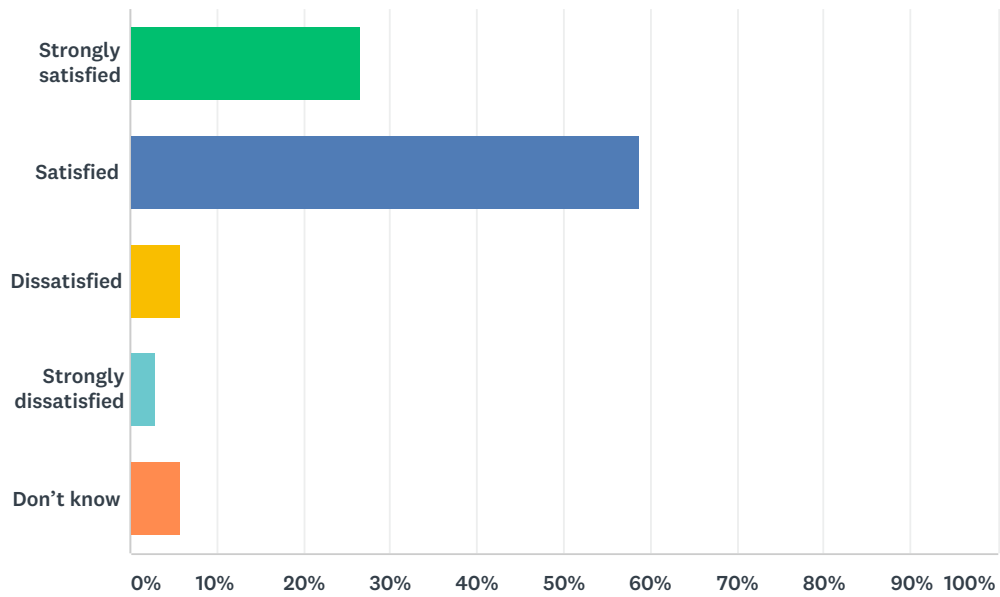
Answered: 34 Skipped: 3



ANSWER CHOICES	RESPONSES	
Improved	32.35%	11
Stayed the same	41.18%	14
Declined	8.82%	3
Don't know	11.76%	4
Not applicable	5.88%	2
TOTAL		34

Q19 How satisfied are you with the opportunity to be involved in decisions at your child's school?

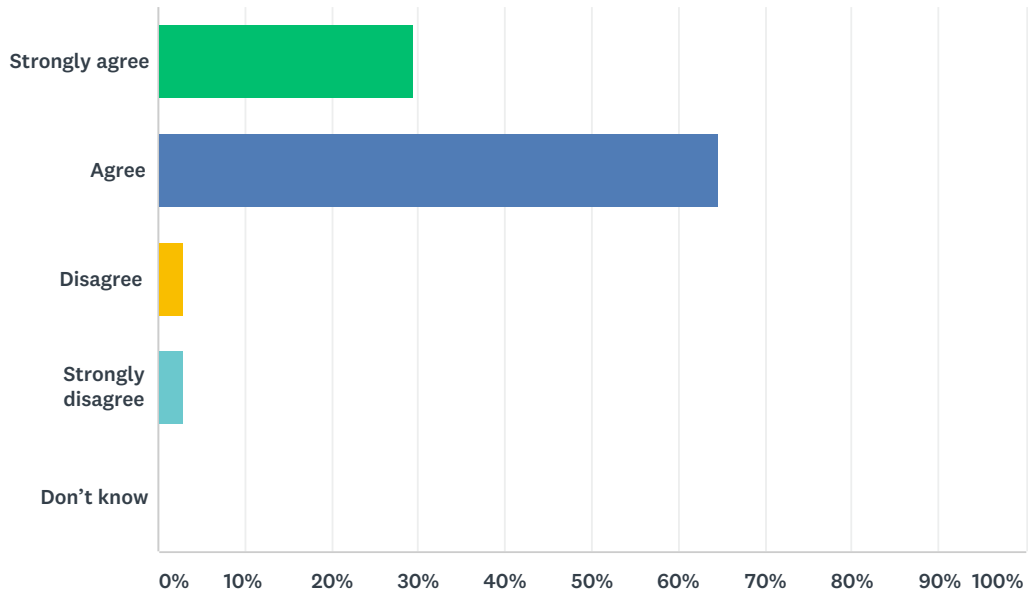
Answered: 34 Skipped: 3



ANSWER CHOICES	RESPONSES	
Strongly satisfied	26.47%	9
Satisfied	58.82%	20
Dissatisfied	5.88%	2
Strongly dissatisfied	2.94%	1
Don't know	5.88%	2
TOTAL		34

Q20 The school keeps me informed about my child's progress and achievement.

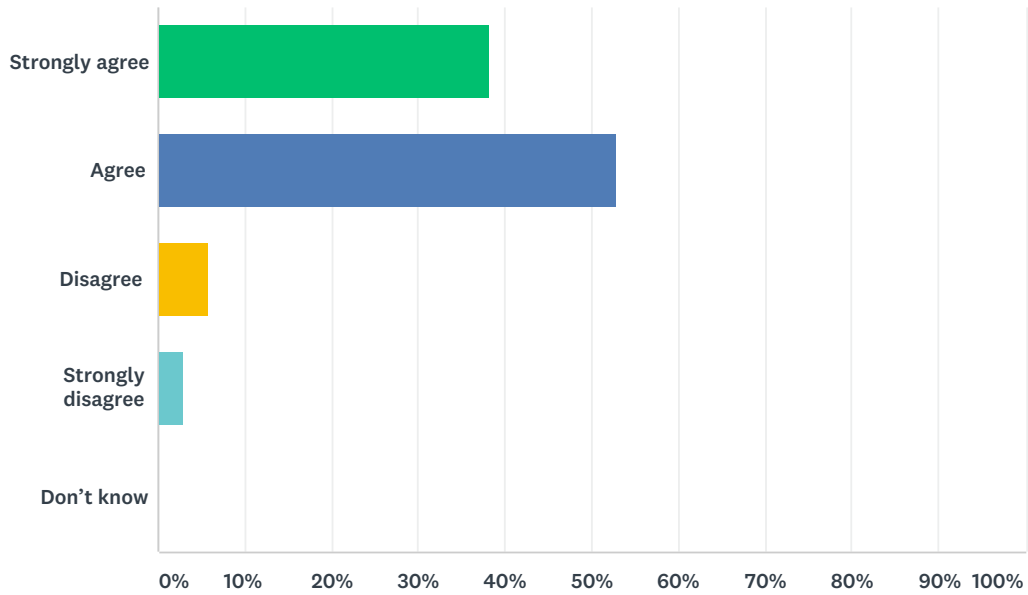
Answered: 34 Skipped: 3



ANSWER CHOICES	RESPONSES	
Strongly agree	29.41%	10
Agree	64.71%	22
Disagree	2.94%	1
Strongly disagree	2.94%	1
Don't know	0.00%	0
TOTAL		34

Q21 There is open and honest communication within my child's school.

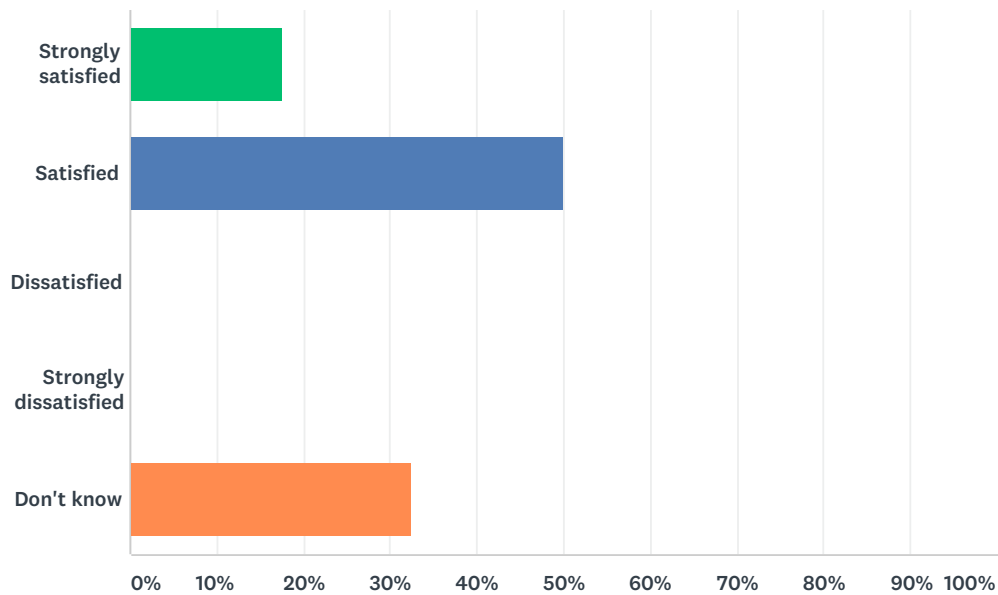
Answered: 34 Skipped: 3



ANSWER CHOICES	RESPONSES	
Strongly agree	38.24%	13
Agree	52.94%	18
Disagree	5.88%	2
Strongly disagree	2.94%	1
Don't know	0.00%	0
TOTAL		34

Q22 How satisfied are you with the community partnerships that may be established at your school? For example: Saffron, KEYS program, Green Certificate, lunch programs, after-school programs, RAP, Tools for School, Scratch Day, Entrepreneurial Adventure, scholarships/grants, etc.

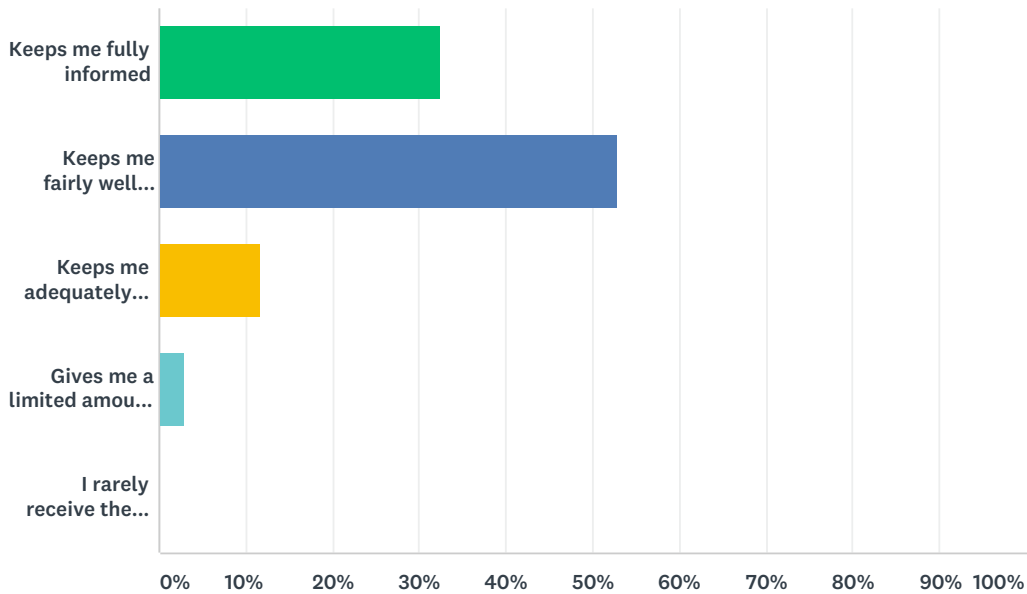
Answered: 34 Skipped: 3



ANSWER CHOICES	RESPONSES	
Strongly satisfied	17.65%	6
Satisfied	50.00%	17
Dissatisfied	0.00%	0
Strongly dissatisfied	0.00%	0
Don't know	32.35%	11
TOTAL		34

Q23 Elk Island Public Schools appreciates the opportunity to stay connected with parents about news, activities, programs and other matters of importance. What is your impression of the communication you receive from your child's school?

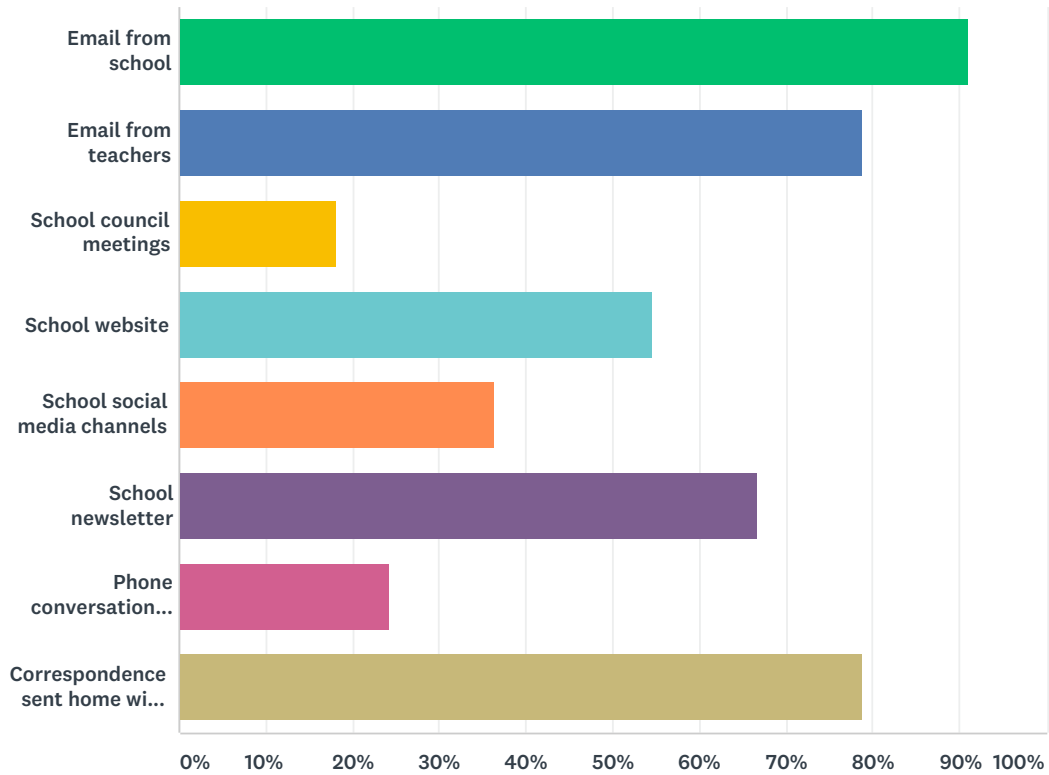
Answered: 34 Skipped: 3



ANSWER CHOICES	RESPONSES	
Keeps me fully informed	32.35%	11
Keeps me fairly well informed	52.94%	18
Keeps me adequately informed	11.76%	4
Gives me a limited amount of information	2.94%	1
I rarely receive the information I need	0.00%	0
TOTAL		34

Q24 Do you regularly make use of the following to keep up to date on school activities, programs, etc.? Check all that apply.

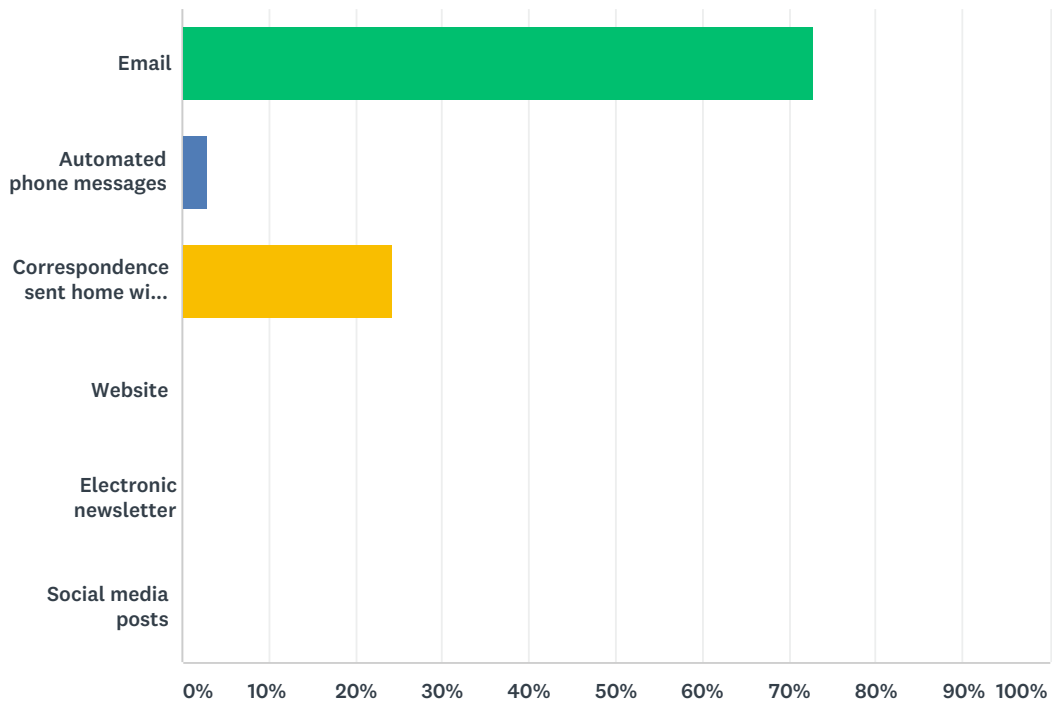
Answered: 33 Skipped: 4



ANSWER CHOICES	RESPONSES	
Email from school	90.91%	30
Email from teachers	78.79%	26
School council meetings	18.18%	6
School website	54.55%	18
School social media channels	36.36%	12
School newsletter	66.67%	22
Phone conversations with school and/or teachers	24.24%	8
Correspondence sent home with your child	78.79%	26
Total Respondents: 33		

Q25 What is your most preferred method of communication from the school and Division?

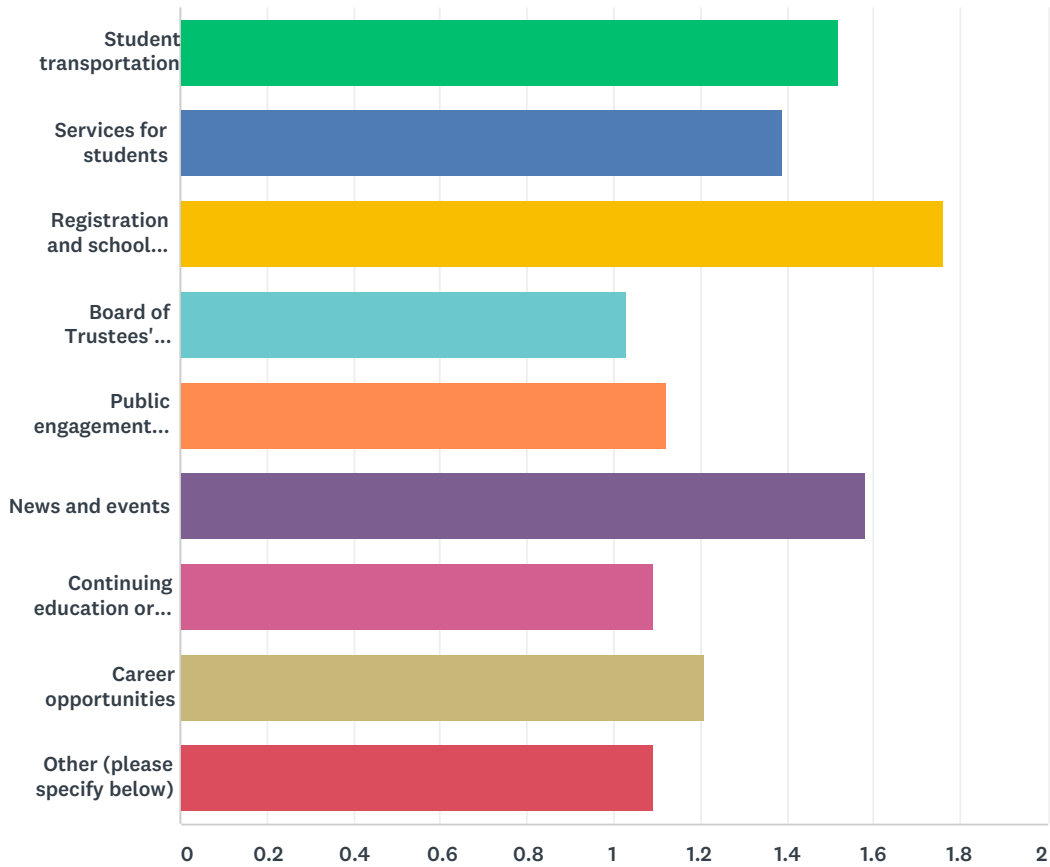
Answered: 33 Skipped: 4



ANSWER CHOICES	RESPONSES	
Email	72.73%	24
Automated phone messages	3.03%	1
Correspondence sent home with your child	24.24%	8
Website	0.00%	0
Electronic newsletter	0.00%	0
Social media posts	0.00%	0
TOTAL		33

Q26 Do you visit the Division website (www.eips.ca) for information on:

Answered: 33 Skipped: 4



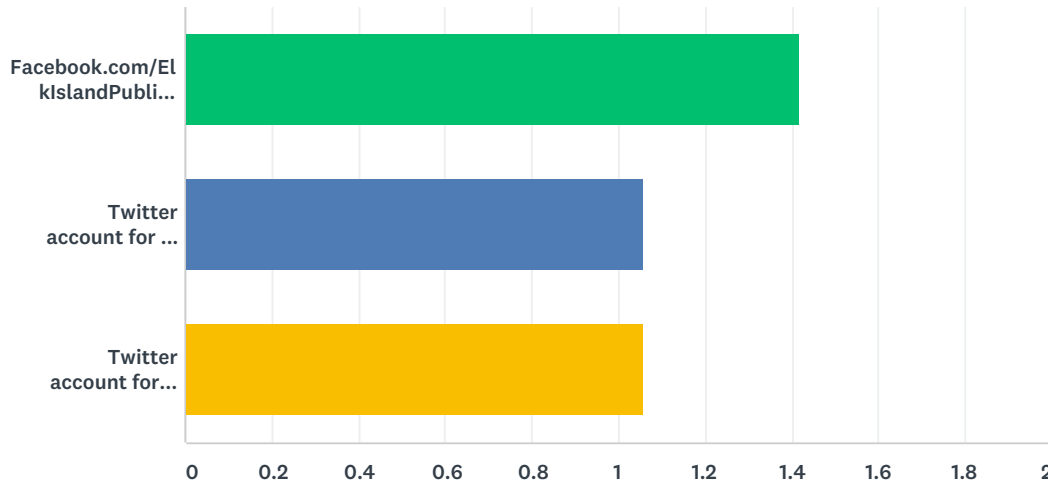
	YES	NO	TOTAL	WEIGHTED AVERAGE
Student transportation	51.52% 17	48.48% 16	33	1.52
Services for students	39.39% 13	60.61% 20	33	1.39
Registration and school boundaries	75.76% 25	24.24% 8	33	1.76
Board of Trustees' meetings	3.03% 1	96.97% 32	33	1.03
Public engagement initiatives	12.12% 4	87.88% 29	33	1.12
News and events	57.58% 19	42.42% 14	33	1.58
Continuing education or summer courses	9.09% 3	90.91% 30	33	1.09
Career opportunities	21.21% 7	78.79% 26	33	1.21
Other (please specify below)	9.09% 3	90.91% 30	33	1.09

EIPS Parent Survey 2017-18

#	OTHER:	DATE
1	Administrative procedures	3/8/2018 7:06 AM
2	just what the school is planning	3/5/2018 5:45 PM

Q27 Elk Island Public Schools shares news and information on its social media channels. Do you follow:

Answered: 33 Skipped: 4



	YES	NO	TOTAL	WEIGHTED AVERAGE
Facebook.com/ElkIslandPublicSchools	42.42% 14	57.58% 19	33	1.42
Twitter account for the Division (@eips)	6.06% 2	93.94% 31	33	1.06
Twitter account for EIPS Student Transportation (@eipsST)	6.06% 2	93.94% 31	33	1.06